

邮件供应商

电子邮件网页链接通知

JABIL

准备

一旦您上线e2open - 您将收到以下来自不同工厂的供应商代码综合通知, 基于通信周期和频率。

注意:通知将只包括那些未包含在先前的电子邮件警报中的POs!

系统邮件地址: mailer@services.e2open.com & donotreply@e2open.com

请确保您没有屏蔽这些邮件地址!

系统通知	系统通信周期	供应商通知频率
新的或更改的预测通知DPO (Discrete Purchase Order)	根据采购员的批准, 系统每天发布4次(UTC时间上午1点和5点/下午1点和5点)	根据采购员批准, 您将 每周收到一次 此提醒
新的或更改的预测通知JIT (Just in Time Schedule Agreement)		
订单项汇总通知		
问题汇总通知		
违背承诺的订单通知	系统每24小时发布一次(从00:00:00 UTC开始)	自动通知 - 当确认的到达日期晚于先前确认的到达日期(或不承诺), 不符合PO需求日期(延迟), 并且没有来自Jabil的延迟请求时触发此通知。
新订单通知	系统每天发布两次, 分别为UTC时间12:30AM和12:30PM	您将收到此通知 每天最多两次 (仅当Jabil向您下新的订单时)

供应商通知

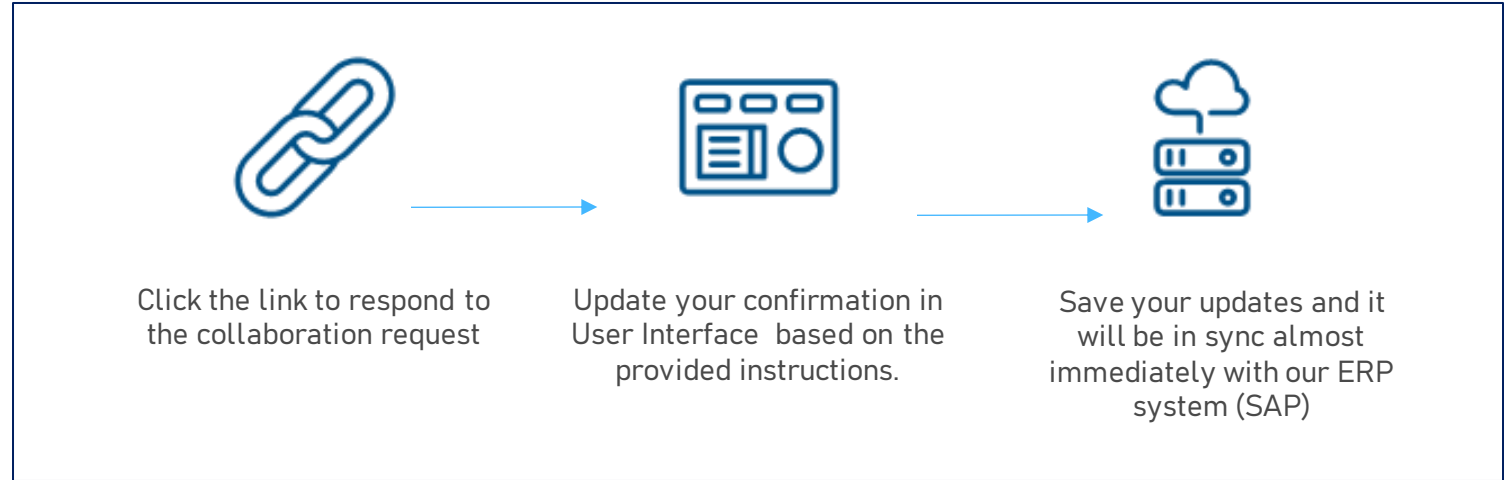
供应商将收到一封带有网页链接的系统电子邮件通知:

- 新的采购订单
- 开放订单汇总, 包括订单重新安排和撤单申请
- 违背承诺的订单
- 新的或更改的预测

供应商将能够发送确认更新

- 新的和未完成订单的交货日期和数量
- PO重新调度和撤单申请
- 预测

72小时后一次性令牌将过期!




回复选项

订单	<ul style="list-style-type: none">• 认可• 编辑承诺• 分批出货• 不承诺
撤单申请	<ul style="list-style-type: none">• 同意撤销• 拒绝撤销
预测	<ul style="list-style-type: none">• 计划订单-提交消耗预测(可选)• SA - JIT<ul style="list-style-type: none">• 固定需求承诺• 预测承诺(ATP -可供承诺)

新的/订单项汇总通知

Summary of Discrete Purchase Order Lines/订单项汇总通知 [Ref:c30b4a90-f3c6-4173-bf96-4b6b1b245b4b] Inbox x

 mailer@services.e2open.com
to me ▾



Summary of Discrete Purchase Order Lines 订单项汇总通知

Supplier Partner,

Jabil has released an Open Order Report to communicate actions needed to align orders with current Jabil demand. Please review and respond with delivery confirmations for all new, reschedule order requests, and please provide tracking information for any orders that have recently shipped. To review and provide confirmations, please go to the [Link and send your reply in the User Interface](#)

供应商小伙伴,

捷普向您发送了一份开放订单报表, 用以沟通满足捷普当前需求, 需要对订单采取的行动。请查看并回复所有新的、重新安排交期的订单请求, 并提供最近出货订单的运单号。请访问并回复确认, 请点击 [链接](#) 并在用户界面中发送您的回复。

Category	URL
Summary of Discrete Purchase Order Lines/订单项汇总通知	Link/链接

Please send your response back within 72 hours from the mail sent, after that the one time Token will be expired!

请在邮件发出后72小时内回复, 否则一次性通行证将过期!

Unless superseded by an executed Purchase Agreement or other signed agreements executed between the parties, the most up-to-date terms and conditions contained in Jabil's Supplier Portal's Direct Procurement: Purchase Order Terms & Conditions – Master version under the link: <https://www.jabil.com/about-us/supplier.html> shall apply to this email and to any files linked or attached herewith, whereby Jabil purchases goods or services with this email.

包含在捷普供应商门户网站链接: <https://www.jabil.com/about-us/supplier.html> 里最新的直接采购条款与条件-采购订单条款与条件-主版本应用于本电子邮件, 以及捷普通过本电子邮件购买商品或服务所链接或附带的任何文件, 除非被签署的采购协议或双方签署的其他协议所取代。

****JABIL CONFIDENTIAL INFORMATION****

The content of this electronic message shall be deemed Confidential Information and subject to the terms & conditions of the Non-Disclosure Agreement currently in effect between your Company and Jabil, Inc., or any of its affiliates.

**** 捷普机密信息 ****

本电子信息的内容应被视为机密信息, 并受贵公司与捷普或其任何关联公司之间有效的《保密协议》条款和条件的约束。



新订单/未完成订单确认

- 单击邮件通知中的链接后，进入e2open简化网页视图:
- 您需要回复“新的”和“开放”订单 (1). 可以使用以下选项:
 - 认可
 - 编辑承诺-将承诺数量拆分为多个承诺日期
 - 不承诺
- 填充认可之后:
 - 保持细节不变，订单状态转换为接受状态 或
 - 更新承诺数量和/或确认到达日期/确认出货日期，订单状态转换为有更改地接受
 - 当您填充了不承诺之后 > 订单状态转换为不承诺

Discrete Order Schedules Page 1 28 Records

	Purchase Order No.	Li	Line State	Schedule Stat	Request Qty.	Total Received	Open Qty.	Promise ID	Promise State	Promise Qty.	Unit Of Measure	Request Date	Rescheduling Message	Confirmed Arrival Date	Confirmed Ship Date	Transit Time	Tracking Number	Supplier Comment
<input type="checkbox"/>	1302477799		Open	1 Open	3,000	0	3,000	1	Unconfirmed	3,000	EA	2023-02-25		2023-02-25	YYYY-MM-DD	7		Create
<input type="checkbox"/>	1302479741		Open	2 Open	200	0	200	1	Unconfirmed	200	EA	2023-08-12		2023-08-12	YYYY-MM-DD	7		Create
<input type="checkbox"/>	1302480399		New	1 New	1,500	0	1,500	1	Unconfirmed	1,500	EA	2023-10-17		2023-10-17	YYYY-MM-DD	7		Create

Acknowledge **Edit Promises** **No Commit** **View History** **Reset**

认可

7

编辑承诺

8

不承诺

9

认可订单

我们需要您对状态**(1)**为**新的**(最近下单但尚未接受)或**开放的**(Jabil更改了订单)的每个订单项的回复

承诺数量和确认日期是预先填充的字段，可以根据需要进行更新

确保承诺数量**(2)**=开放数量**(3)**(允许承诺数量少于开放数量，但不允许超过开放数量!)

到达日期**(4)**:如果您无法确认(到达Jabil的日期)，您可以填写发货日期**(5)**并删除预填充的到达日期数据.

注意：您不需要在文件中填充这两个日期! 系统将根据您提供的发货日期+运输时间**(6)**信息计算到达日期.

在“分批出货”的情况下，点击“编辑承诺”-参见下一张幻灯片上的详细信息.

运单号**(7)**：如果您已有运单号，请在“运单号”栏填写此信息

您可以在供应商的意见专栏中与Jabil分享任何进一步的消息!**(8)**

Discrete Order Schedules **1** of 1; 28 Records **1**

	Purchase Order No.	Li	Line State	Schedule Stat	Request Qty.	Total Received	Open Qty.	Promise ID	Promise State	Promise Qty.	Unit Of Measure	Request Date	Rescheduling Message	Confirmed Arrival Date	Confirmed Ship Date	Transit Time	Tracking Number	Supplier Comment
<input type="checkbox"/>	1302477799		Open	1 Open	3,000	0	3,000	1	Unconfirmed	3,000	EA	2023-02-25		2023-02-25	YYYY-MM-DD	7		Create
<input type="checkbox"/>	1302479741		Open	2 Open	200	0	200	1	Unconfirmed	200	EA	2023-08-12		2023-08-12	YYYY-MM-DD	7		Create
<input type="checkbox"/>	1302480399		New	1 New	1,500	0	1,500	1	Unconfirmed	1,500	EA	2023-10-17		2023-10-17	YYYY-MM-DD	7		Create

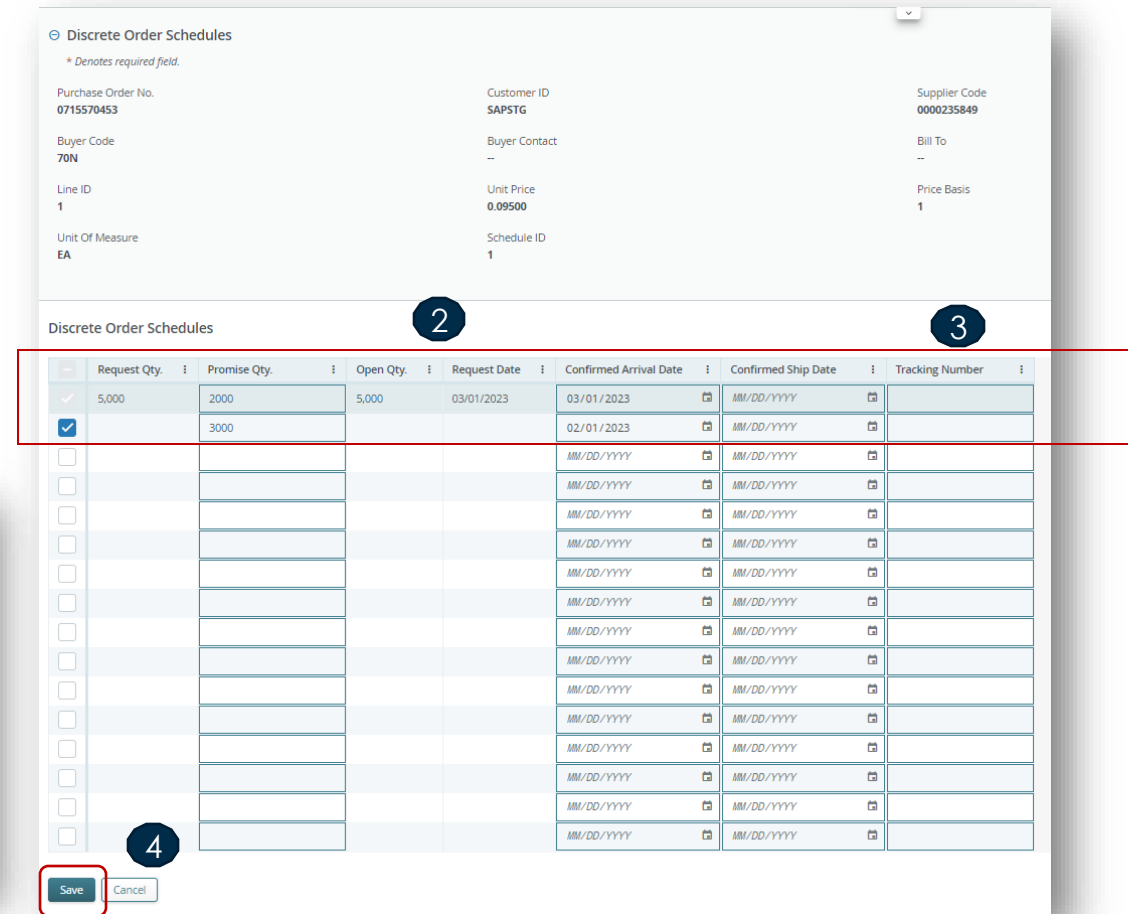
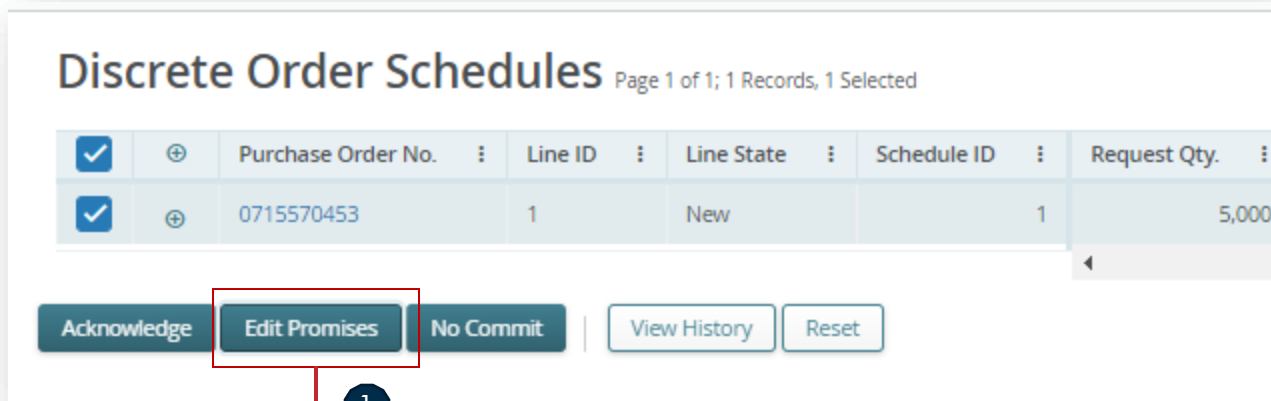
2 **3** **4** **5** **6** **7** **8**

9 Acknowledge Edit Promises No Commit View History Reset

点击认可后**(9)**，订单状态转换为接受状态. 如果更新承诺数量和/或确认到达日期/确认出货日期，订单状态转换为有更改地接受.

编辑承诺

- 您可以将承诺数量拆分为多个承诺日期:
- 使用“编辑承诺”按钮 (1) 您将访问承诺数量可以分成多个承诺日期(确认到达数据)的表格 (2).
- 每个确认行可以有单独的运单号信息(3), 您也可以在这里编辑它
- 完成PO承诺更新后, 点击保存(4)按钮



在点击编辑承诺之后:
更新承诺数量和/或确认到达日期/确认出货日期或分批出货后, 订单状态转换为有更改地接受

不承诺

- 如果您无法满足Jabil的需求, 您可以选择“不承诺”作为反馈, 但您将被要求提供一个不承诺理由, 该值可以从预定义的下拉列表中选择.
- 请选择订单项 (1)
- 从下拉列表中选择不承诺理由 (2)
- 点击“不承诺” (3)
- 在这种情形中, e2open将需求计划项转为不承诺状态. (4)

The screenshot displays the 'Discrete Order Schedules' interface. At the top, a table lists order details with columns for Purchase Order, Line ID, Line State, Request Qty, Total Received Qty, Open Qty, Promise ID, Promise Qty, Request Date, Rescheduling, Confirmed Arrival Date, Confirmed Ship Date, Transit Tim, Tracking Number, and No Commit Reason Code. A red circle highlights the 'No Commit Reason Code' dropdown for the first row.

Below the table, a row of buttons includes 'Acknowledge', 'Edit Promises', 'No Commit', 'View History', and 'Reset'. A red box highlights the 'No Commit' button, with a red arrow pointing to it from a circled '3'.

An inset window shows the 'Discrete Order Schedules' search results. A red box highlights the 'Line Sta' column, which contains 'No Commit' for three records. A circled '4' is placed next to this column.

A dropdown menu is open, showing a list of reasons for 'No Commit': ECN/MPN change, Quality/Technical Issue, Incorrect MOQ, Incorrect Price, Capacity problem, Logistic problem, RawMaterial Problem, Allocation, and Delivery Date is pending. A red arrow points from the dropdown menu back to the 'No Commit Reason Code' dropdown in the main table.

回复撤单申请

- 在Jabil发布了撤单申请的情况下,你将被要求对这个请求作出回应.
- 在取消列中 **(1)**,可见买方撤单申请
- 请在下拉列表**(2)**中选择"同意撤销"或"拒绝撤销" (2) 使用**"确认"**按钮确认 **(3)**.

The screenshot displays the 'Discrete Order Schedules' interface. At the top, there are navigation breadcrumbs: 'Exceptions > Supply Exceptions > Discrete Order Problem Summary > Problem List'. Below this is a search bar for 'Discrete Orders' and a 'Saved Searches' dropdown set to 'None'. The main table lists purchase orders with columns for Purchase Order No., Line ID, Line State, Schedule ID, Confirmed Arrival Date, Confirmed Ship Date, Transit Time, Tracking Number, No Commit Reason Code, Cancel Request, Cancel Response, Jabil Comment, Supplier Comment, and Ship To Site. The first row is selected, and its 'Cancel Request' is 'Cancel'. A red box highlights the 'Cancel Request' column, and a red circle highlights the 'Cancel Response' dropdown menu. A red arrow points from this dropdown to a modal window. The modal window shows a dropdown menu with 'None' selected, and two options: 'Cancel Accepted' and 'Cancel Rejected'. A red box highlights the 'Cancel Response' dropdown in the modal, and a red circle highlights the 'Cancel Accepted' option. A red arrow points from the 'Cancel Accepted' option back to the 'Cancel Response' dropdown in the table. At the bottom left, there are buttons for 'Acknowledge', 'Edit Promises', 'No Commit', 'View History', and 'Reset'. A red box highlights the 'Acknowledge' button, and a red circle highlights the 'Acknowledge' button. A red arrow points from the 'Acknowledge' button to the 'Cancel Response' dropdown in the modal. The interface also includes a 'Records per page' dropdown set to '200'.

	Purchase Order No.	Line ID	Line State	Schedule ID	Confirmed Arrival Date	Confirmed Ship Date	Transit Time	Tracking Number	No Commit Reason Code	Cancel Request	Cancel Response	Jabil Comment	Supplier Comment	Ship To Site
<input checked="" type="checkbox"/>	1302477806	1	Open	1	2023-07-20 00:00:00	YYYY-MM-DD hh:mm:...	7	12345	Allocation	Cancel		None	Change	PL01
<input type="checkbox"/>	1302477895	1	Open	1	2023-08-22 00:00:00	YYYY-MM-DD hh:mm:...	7			Cancel		View	Create	PL01
<input type="checkbox"/>	1302477805	1	Open	1	2023-04-25 00:00:00	YYYY-MM-DD hh:mm:...	7			Cancel		None	Create	PL01
<input type="checkbox"/>	1302477903	1	Open	1	YYYY-MM-DD hh:mm:ss	YYYY-MM-DD hh:mm:...	7			Cancel		None	Change	PL01
<input type="checkbox"/>	1302479692	1	Open	1	2023-07-25 00:00:00	YYYY-MM-DD hh:mm:...	7			Cancel		None	Create	PL01

新的或更改的预测通知

Excel和网页链接都可用于查看预测.

在Excel中, 您可以下载并查看未来2年的静态预测.

在网页链接(1)中, 您可以看到所选时间的动态预测.

Long Tail New Changed Forecast Alert DPO [Ref:5235fd69-55c7-4631-a6c9-3a413c8c4b83]

mailer@services.e2open.com



Long Tail New Changed Forecast Alert
DPO



Supplier Partner,

Jabil Forecast data is now available for your review. To review items with new or changed forecast you may either review the [Link](#), or reply to this email with your forecast commit response in the fields in the attached Excel file.

Please follow below instructions and note that mandatory fields need to be checked and updated.

1. Commit Data Measure: please change to: 'ConsumptionCommit' – only this is acceptable
2. Commit Quantity & Commit Date cannot be empty – please add available Quantity and Date information here

You can **exclude a line from your response to use # character prefix in first field or delete Line from the file!**

NOTE: In Excel attachment you can see FC data only next 2 years horizon
For longer term FC information please use this [Link](#) and set up Calendar view based on your needs.

Please send your response back within 72 hours from the mail sent, after that the one time Token will be expired!

Long Tail New Changed Forecast Alert JIT [Ref:03a3dcec-0f84-40e4-94db-bd30d82d7629]

mailer@services.e2open.com



Long Tail New Changed Forecast Alert
JIT

Supplier Partner,

Jabil Forecast data is now available for your review. To review items with new or changed forecast you may either review the [Link](#), or reply to this email with your forecast commit response in the fields in the attached Excel file.

Please follow below instructions and note that mandatory fields need to be checked and updated.

1. Commit Data Measure: please change to:
JIT Firm lines to 'ConsumptionCommitSA' – only this is acceptable
JIT Curr.Forecast Lines: 'ATP-JIT' – only this is acceptable
2. Commit Quantity & Commit Date cannot be empty – please add available Quantity and Date information here

You can **exclude a line from your response to use # character prefix in first field or delete Line from the file!**

NOTE: In Excel attachment you can see FC data only next 2 years horizon
For longer term FC information please use this [Link](#) and set up Calendar view based on your needs.

Please send your response back within 72 hours from the mail sent, after that the one time Token will be expired!

回复预测 | 订单 | 网页链接

- 点击电子邮件通知中的链接后，它将带您到e2open简化的网页版本，在那里您可以看到所有Jabil发布给您的物料预测/计划订单数据
- **未完成的订单数量 (2)** 是根据订单要求的交付日期按周安排!

Calendar
To change calendar date and view -> click the link (Monthly or QTR-ly view is available too)

	12/12/2022	12/19/2022	12/26/2022	01/02/2023	01/09/2023	01/16/2023	01/23/2023	01/30/2023	02/06/2023	02/13/2023	02/20/2023	02/27/2023	03/06/2023	03/13/2023	0	Sum Quantity
Fcst Planned PO						100	300		700	350	900					135,350
Fcst Prev Planned PO						100	300		700	350	900					135,350
Fcst Chng Delta	0	0	0	0	0	0	0	0	0	0	0	0	0	0	0	0
Supplier Commit																0
Supplier Previous Commit																0
Open PO	1,300	500			200	300	300									1,300
Netted Forecast	0	0	0	0	0	100	300	0	700	350	900	0	0	0	0	135,350
Fcst Commit Delta						-100	-300		-700	-350	-900					
Cumulative Forecast						100	400	400	1,100	1,450	2,350	2,350	2,350	2,350		
Cumulative Previous Forecast						100	400	400	1,100	1,450	2,350	2,350	2,350	2,350		

点击这里打开过滤器菜单

- 您可以在这里添加FC/Planned PO承诺数据 (1)
- 单击开放PO数值以查看未结PO的详细信息 (2) -也包括过期订单数据
- 净预测 = 预测计划订单 - 预测加载后当天未结订单 (3) - 动态区域 - 提供真实的预测可见性!
- 逾期的需求总是合并在本周的计划订单数据中 (4)
- 汇总是基于完整数据计算的，独立于上端设置的日历视图! (5)
- 总数量: 包括所有需求和订单数据，基于顶部设置的日历 (6)

回复预测 | 计划协议 | 网页链接

- 点击电子邮件通知中的链接后，它将带您到e2open简化的网页版本，在那里您可以看到所有Jabil发布给您的物料预测/计划订单固定项数据
- 固定JIT数量 (1) 是根据要求的交付日期按周安排

Calendar
To change calendar date and view -> click the link (Monthly or QTR-ly view is available too)

Click here to open Filter Menu

Calendar-1: Weekly - 12/12/2022 -- 12/14/2024	12/12/2022	12/19/2022	12/26/2022	01/02/2023	01/09/2023	01/16/2023	01/23/2023	01/30/2023	02/06/2023	02/13/2023	02/20/2023	02/27/2023	03/06/2023	03/13/2023	Sum Quantity
Total															
Forecast JIT					100	100	100		200	300	500				177,300
Forecast JIT Prev					100	100	100		200	300	500				177,300
Firm JIT (1)			800	100											100
Firm JIT Prev			100												100
Ship Commit (2)															0
ATP JIT (3)															5,000
Fcst Commit Delta JIT					-100	-100	-100		-200	-300	-500				-177,300
Cumulative Forecast JIT					100	200	300	300	500	800	1,300	1,300	1,300	1,300	1,300

- **SHIPcommit** please provide ship quantity confirmation here (2)
- **ATP JIT (Available to promise)**: optionally you can share here your available on-hand inventory of material with Jabil (3)
- Click **FIRM JIT QTY** number to see Firm details (4) - past due PO data is also including
- **Past due demand** is consolidated always in the current week
- **TOTAL** is calculated based on full data, independently from the Calendar view set up on TOP! (5)
- **SUM Quantity**: includes all demand and PO data based on the Calendar view set up on TOP (6)

回复预测 | 订单 | Excel

- 从电子邮件中下载并打开Excel附件
- 请遵循以下说明，并注意检查和更新蓝色必填项。
- **承诺数据度量 (1):** 你可以看到 Consumption Commit' – 这是唯一可接受的选项，请不要更改它!
- **承诺数量和承诺日期 (2):** 不能为空 – 在这里添加可用数量和日期信息
- 您可以通过在第一个字段中**(3)**使用#字符前缀从回复中排除一行，或者从文件中删除该行。
- **注意:** 如果您想在同一周内发送一个新的FC承诺，请提供一个完整的提交(在之前输入的承诺数量上输入0!)

#0	1	2	6	7	8	9	11	12	13	14	15
# 3 #*Customer ID	*Supplier Code	*Jabil Part Number	Forecast Data Measure	Forecast Quantity	Forecast Date	Forecast Flex String PIT 1	Manufacturing Part Number	* 1 *Commit Data Measure	* 2 *Commit Quantity	*Commit Date	Com
# SAPP RD	0000123466	TEST1234	ConsumptionForecast	2000	2022-11-14T00:00:00+0000	EA	TESTMPN456	ConsumptionCommit			EA
SAPP RD	0000123466	TEST1234	ConsumptionForecast	3000	2022-11-21T00:00:00+0000	EA	TESTMPN456	ConsumptionCommit			EA

回复预测 | 计划协议 | Excel

- 从电子邮件中下载并打开Excel附件
- 请遵循以下说明，并注意检查和更新蓝色必填项!
- 承诺数据度量: 你可以针对:
 - **JIT FirmCurrForecast行(1)**, 添加数据度量**ConsumptionCommitSA'**- 只有这是可以接受的;请不要改变!
 - **JIT Curr.Forecast行(2)**, 添加数据度量**ATPJIT'**- 只有这是可以接受的;请不要改变! (ATPJIT的意思是-可供承诺JIT)
 - **承诺数量和承诺日期 (3)**: 不能为空 - 请在此处添加可用数量和日期信息
- 您可以通过在第一个字段中**(4)**使用#字符前缀从回复中排除一行， 或者从文件中删除该行
- **注意:** 如果您想在同一周内发送一个新的FC承诺, 请提供一个完整的提交(在之前输入的承诺数量上输入0 !)

#0	1	2	3	4	5	6	7	12	13	14	15
#*Customer ID	*Supplier Cod	*Jabil Part Number	*SAP Part Number	*Jabil Plant Code	*Supplier Site Nar	Forecast Data Measur	Forecast Quanti	*Commit Data Measure	*Commit Quanti	*Commit Date	Co
# SAPRD	0000123466	TEST1234	TEST1234	XX01	TEST VENDOR	JITFirmCurrForecast	5000	ConsumptionCommitSA			
SAPRD	0000123466	TEST1234	TEST1234	XX01	TEST VENDOR	JITCurrForecast	2000	ATPJIT			

Next Steps

访问我们的供应商门户网站获取更多信息:

<https://www.jabil.com/about-us/supplier/supplier-collaboration.html>

JABIL

**MADE POSSIBLE.
MADE BETTER.**