

门户供应商

供应商管理库存 (SMI)

JABIL

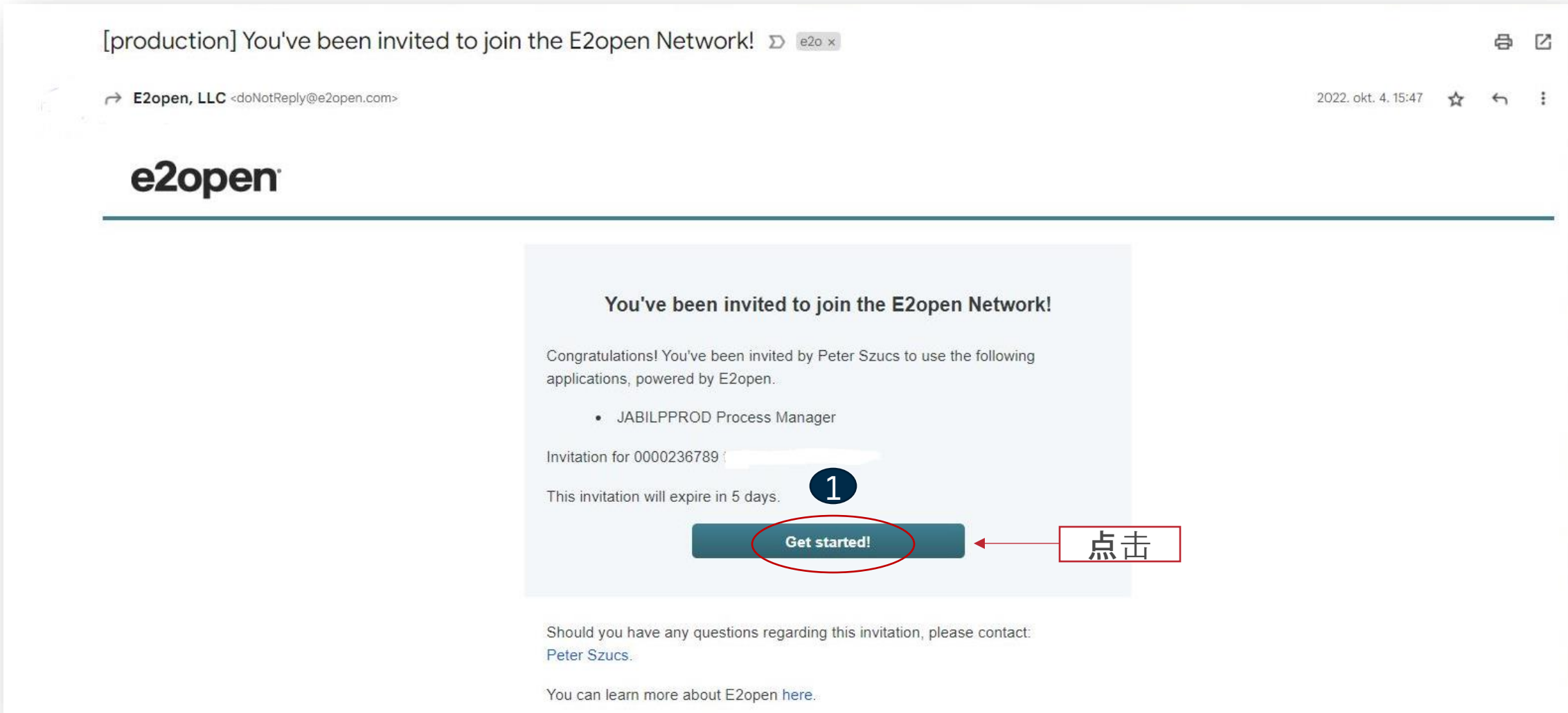
供应商权限

- 供应商只能通过e2open门户访问SMI预测数据并提供出货承诺信息.
- SNC门户正在被e2open门户完全取代, 需要注册才能访问e2open.
- 在GO LIVE日期之后, Jabil将发送邀请电子邮件, 注册将是强制性的.
- 如果需要, 供应商可以注册更多的电子邮件地址.
- 一旦注册, 供应商可以随时登录e2open-Jabil门户网站查看更新的预测信息.
- 门户提供实时预测、货物收货和库存违规信息的可见性.

权限	门户网站注册
通知	出货承诺数据自动检查库存水平, 如果发生违规, 会发出警报。
回复	直接在PORTAL上 Excel下载和上传也可用

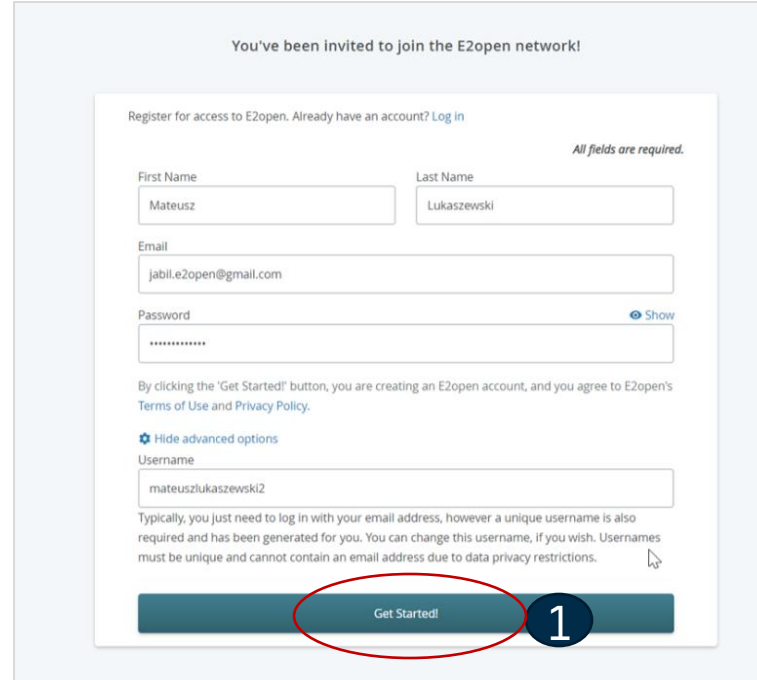
系统邀请邮件

在GO LIVE日期之后, 您将收到来自系统的邀请电子邮件 >> [点击开始!](#)



注册

1. 用户名默认为“姓和名”，但不能重复。如果它已经存在于e2open数据库中，则需要对其进行调整。点击开始
2. 请使用注册时提供的电子邮件地址或唯一的用户名登录
3. 登录后，您将被导航到e2open页面。点击“JABIL Process Manager”
4. 在下拉列表中，选择e2open Managed Users并勾选复选框以记住您的选择



You've been invited to join the E2open network!

Register for access to E2open. Already have an account? Log in

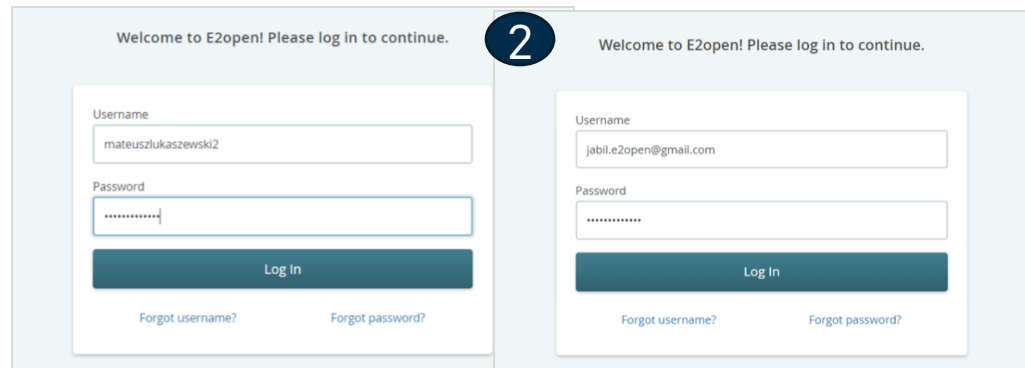
All fields are required.

First Name: Mateusz
Last Name: Lukaszewski
Email: jabil.e2open@gmail.com
Password: [masked]
Username: mateuszlukaszewski2

By clicking the 'Get Started!' button, you are creating an E2open account, and you agree to E2open's Terms of Use and Privacy Policy.

Hide advanced options

Get Started! 1

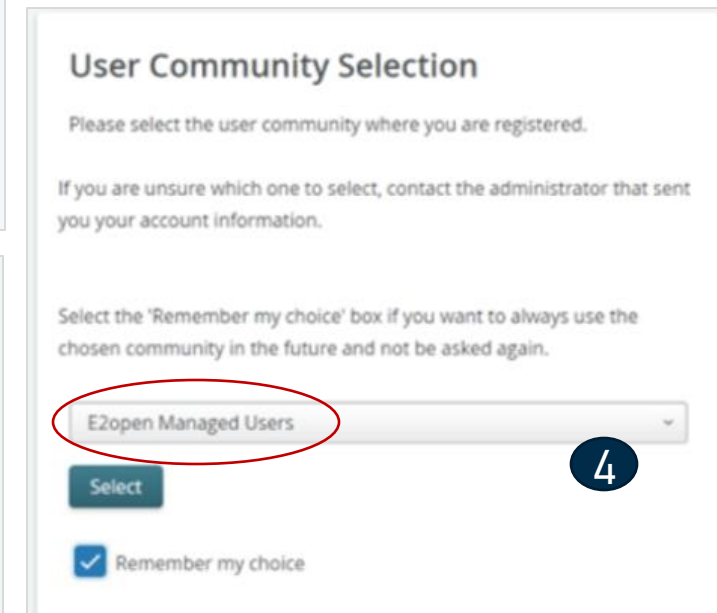
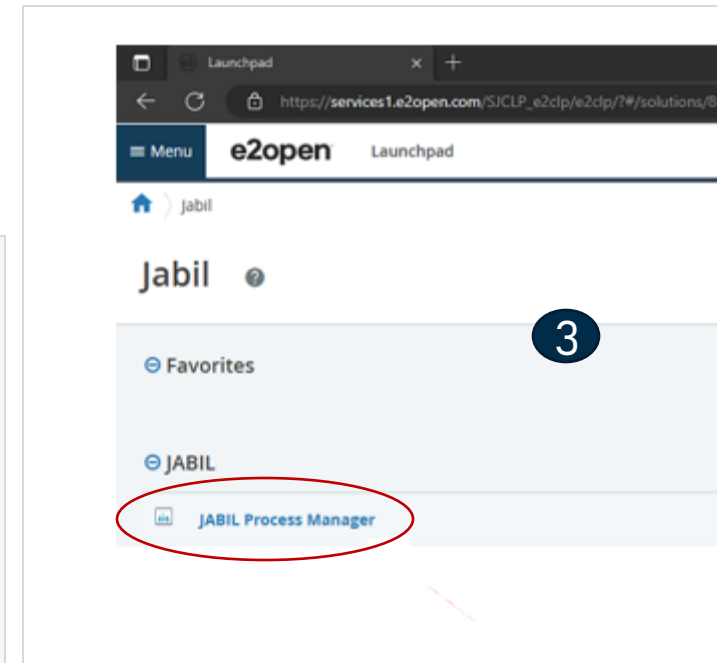


Welcome to E2open! Please log in to continue. 2

Username: mateuszlukaszewski2
Password: [masked]
Log In

Welcome to E2open! Please log in to continue.

Username: jabil.e2open@gmail.com
Password: [masked]
Log In



User Community Selection

Please select the user community where you are registered.

If you are unsure which one to select, contact the administrator that sent you your account information.

Select the 'Remember my choice' box if you want to always use the chosen community in the future and not be asked again.

E2open Managed Users 4

Select

Remember my choice

登录e2open

在您完成注册步骤后，系统将发送一封确认电子邮件，其中包含您可以在将来登录时使用的链接

From: E2open, LLC <doNotReply@e2open.com>
Subject: [production] Welcome to the E2open Network!

e2open

Welcome to the E2open Network

Your registration is complete! Thank you for joining the E2open Network. As a reminder, please use sample@email.com when logging in.

Here are some useful links you can bookmark to return to E2open:

- **Launchpad:** <https://services1.e2open.com> → use this link to go back to E2open and log in

here you will see the email address you previously registered

Should you have any questions, please contact xxxx@jabil.com

You can learn more about E2open [here](#).

NOTE: Please do not reply to this email address. If you have any questions or concerns, email them to xxxx@jabil.com

the support contact person could be different

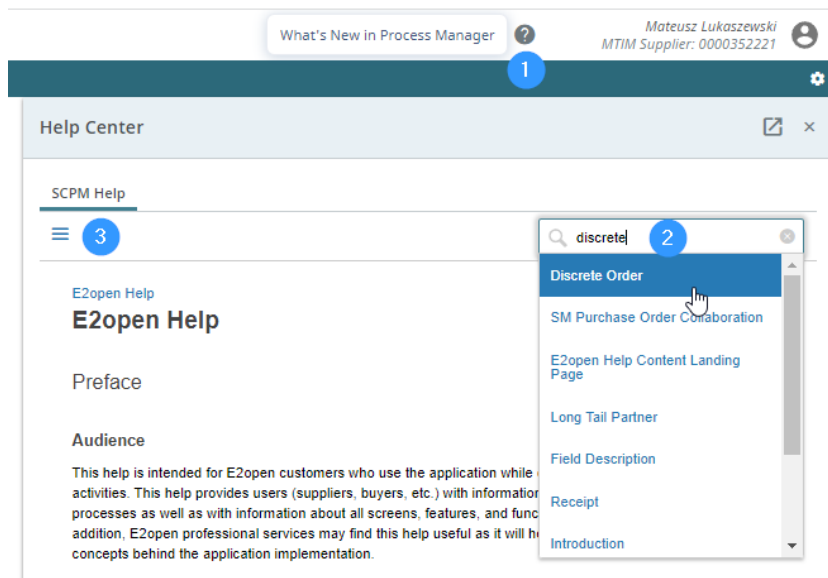
E2OPEN CONFIDENTIAL INFORMATION. This communication (including any attachments) is intended for the sole use of the intended recipient and may contain confidential, non-public and/or privileged material. Use, distribution or reproduction of this communication by unintended recipients is not authorized. If you received this communication in error, please delete all copies of this communication from your system.

Copyright © 2000-2023

Support

在线帮助

e2open内置帮助中心



为用户提供有关应用程序概念和流程的信息，以及有关应用程序中所有屏幕、特性和功能的信息

- 点击问号图标 (1) 打开帮助中心。
- 当您需要更多信息时，在搜索框中键入关键字 (2) 或者点击 3 横图标 (3) 打开包含所有可用类别的菜单。

Maestro插件帮助

Menu Add to Favorites

您可以点击箭头图标打开Maestro

Introducing, Maestro!



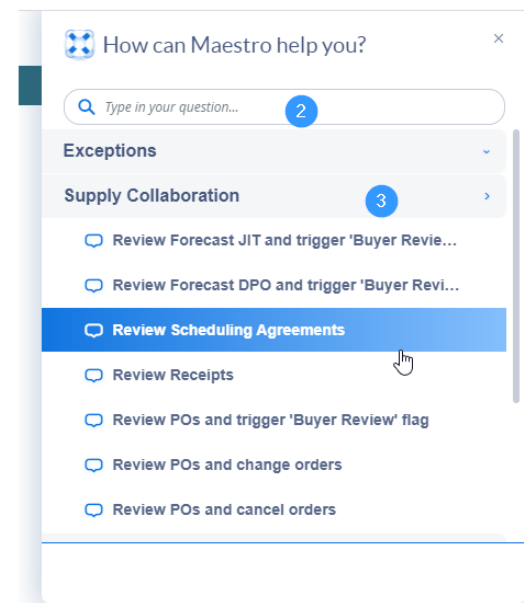
1

Welcome to E2open

Use the Menu on the top left to access your workflows, reports, and other options.

有助于在应用程序中实时获得交互式、自动、自定义的自助，也可获取产品导览和公告。永远在线的用户助手在需要时可以提供持续的帮助。

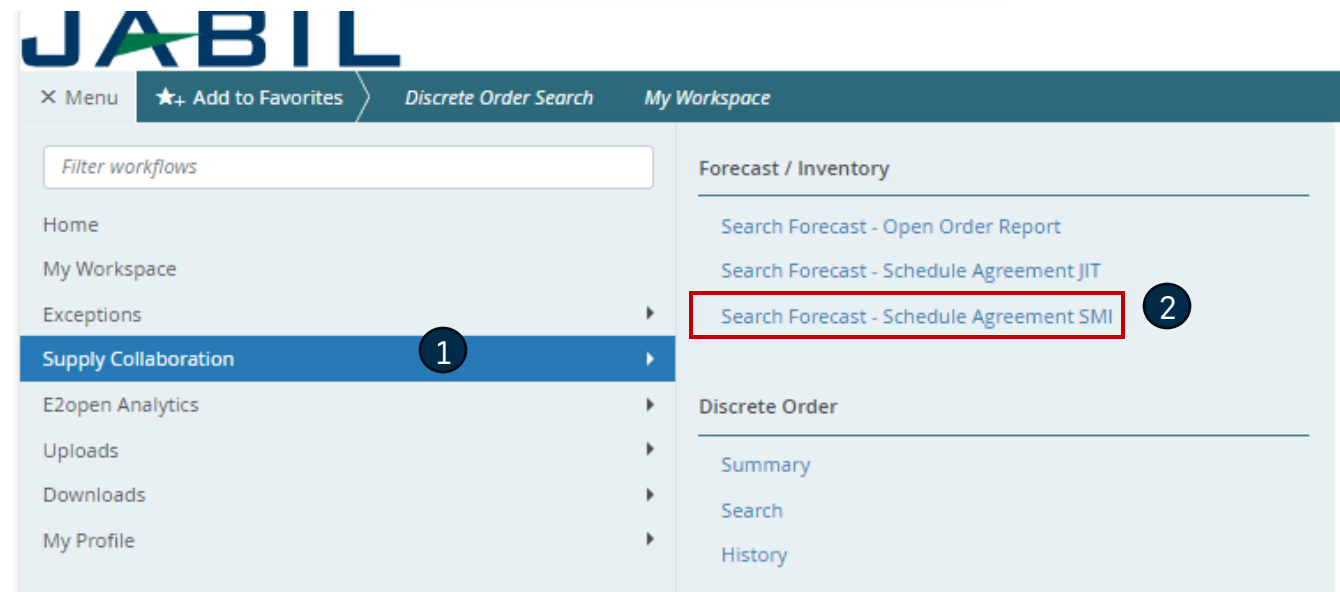
- 将鼠标悬停在箭头图标 (1) 然后单击。
- 在搜索框 (2) 中输入问题或选择您感兴趣的任何主题。



e2open中的SMI预测

- Jabil根据工厂的不同时间表将SMI计划协议FC数据发送到e2open工具
- 供应商只能在e2open门户中查看SMI预测数据并提供出货承诺信息.
- 预测将按周划分, 但可能因供应商而异。
- 这将为供应商提供预测的可见性, 并且供应商可以通过出货承诺进行回复.

要打开预测, 导航到:
菜单>供应协作>预测/库存/搜索预测-计划协议SMI



预测SMI | 数据度量

FC SMI 数据度量		描述	步骤
预测 SMI	Jabil的当前需求(如果SAP中存在单位转换, 则显示的预测基于订购度量单位)	Jabil目前的预测 - B2B	SA SMI
出货承诺 SMI	供应商出货数量对预测SMI的响应	SA SMI	供应商 Web UI / Excel上传
ATP (可承诺量) SMI	供应商对预测SMI的回应(作为额外可用库存)	SA SMI	供应商 Web UI / Excel上传
预计库存	预计库存=实际库存-预测SMI + 出货承诺SMI	预测 SMI	SA SMI
预计DOS	预计 DOS = 预计库存 / 每日汇率* *每日汇率 = 从n到n+13周的需求 / 90天	预测 SMI	SA SMI

查看SMI预测

- 设置搜索参数
- 在“已保存搜索”(1) 中对SMI使用过滤器(1)
- 点击搜索(2)

Supply Collaboration > Forecast / Inventory > Search Forecast/Inventory - Schedule Agreement SMI

Search

Search Tip: Enter data values in one or more of the search fields to view all collaborations which match that criteria. Note that the search is case sensitive.

Customer

Jabil Plant Code: PL01

Purchasing Group

Buyer Reviewed Flag

Supplier Name

Jabil Part Number: SIC54005, TIC42003

Supplier Code

Material Group: TEST

Data Existence Filter: Forecast SMI

From: YYYY-MM-DD To: YYYY-MM-DD

Saved Searches: None (dropdown), Save Search

Search (2) Reset

1: 使用表编辑器添加更多的Filter选项

2: 自动显示x预测 SMI filter 过滤器

预测 SMI | 合作选择器

在协作选择器中，您只需要选择您想要分析的行 (1) 然后点击“查看” (2) 按钮进入计划协议SMI视图.>> 请看下一张幻灯片

- **总预测SMI:** 发送至e2open的预测汇总(从过去3周到未来3年).
- **总承诺SMI:** 本周期内您确认的数量(供应商更新确认后更新)汇总了Ship Commit SMI和ATP SMI的数量
- **Forecast SMI Date:** 预测被发送到e2open的确切日期和时间戳.
- **Commit SMI Date:** 这是您最后一次发布出货承诺数量的日期



Collaboration Selector Page 1 of 1; 2 Records



1	<input checked="" type="checkbox"/>	Customer	Jabil Plant Code	Supplier Code	Supplier Name	Jabil Part Number	Purchasing Group	Material Group	Buyer Name	Buyer Email	Total Forecast SMI	Total Commit SMI	Forecast SMI Date	Commit SMI Date
	<input checked="" type="checkbox"/>	SAPSFY	PL01	0000260326	Test Connections Inc.	TIC42003	W81	JABIL	Test Buyer	test@jabil.com	131,000	279,000	2024-03-19 12:09:04	2024-03-19 16:13:02
	<input checked="" type="checkbox"/>	SAPSFY	PL01	0000260326	Test Connections Inc.	SIC54005	W81	JABIL	Test Buyer	test@jabil.com	122,400	622,400	2024-03-19 12:09:04	2024-03-19 16:13:02

Scheduling Agreement SMI View

2 View

< > Records Per Page 100

预测 SMI | 多协作视图 (MCV)

- **逾期的需求** 总是在本周合并
- **可用库存:** 你在捷普的实际库存
- **FC SMI** Jabil的当前需求(如果SAP中存在单位转换, 则显示的预测是基于度量的订购单位)
- **总数量: 包括所有需求和订单数据, 基于顶部设置的日历**
- **出货承诺SMI:** 您可以在其中发布下次发货数量的字段
- **ATP (可承诺量) SMI:** 您可以发布您的额外可用库存数量。只有当您愿意与我们分享这些信息时, 这些数据才是可选的。
- **预计库存:** 实际库存-预测SMI+出货承诺SMI
- **预计供应天数 (DOS)** 基于供应商承诺的供应天数。
- **预计 DOS = 预计 DOS = 预计库存 / 每日汇率 (从n到n+13周的需求 / 90天)**



SMI 属性

Supply Collaboration > Forecast / Inventory > Search Forecast/Inventory - Schedule Agreement SMI > C

Multi-Collab View Collabs 1 - 2 of 2

Details		Scheduling Agreement SMI View	Past Due	Calendar-1: Weekly - 20	
				03/11/24	03/18/24
PL01 // 0000260326 // TIC42003					
<input checked="" type="checkbox"/>	Schedule Agreement ID	Available Inventory	0	1,200	
	1303032350	Forecast SMI	0	11,000	8,000
	Cumulative GR	Ship Commit SMI	0	19,801	
	1,200	ATP SMI	0		
	Min Inventory	Projected Days Of Supply		999	2
	15,571	Projected Inventory		10,001	2,001
	Max Inventory				
	24,714				
	Schedule Agreement Line ID				

通过点击眼睛图标，完整的属性列表将在新窗口中打开

PL01 // 0000260326 // TIC42003

Schedule Agreement ID:	1303032350
Cumulative GR:	1,200
Min Inventory:	15,571
Max Inventory:	24,714
Schedule Agreement Line ID:	00001
Min Dos:	7
Max Dos:	14
Consigned Inventory:	0
Unit of Measure:	EA
Forecast SMI Date:	2024-03-15 23:08:59
ReceiptID1:	GR1 20240209 100
ReceiptID2:	GR2 20240209 150
ReceiptID3:	GR3 20240209 200
ReceiptID4:	GR4 20240209 200
ReceiptID5:	GR5 20240209 250
Lead Time:	140
Material Group:	JABIL
Buyer Name:	Test Buyer
Buyer Email:	test@jabil.com

寄售库存信息

最近5张收货的信息

预测 SMI | 库存违规和规则

当前库存(可用库存)、需求(预测SMI)和承诺(出货承诺SMI)被认为可以计算预计库存 (1) 和 预计DOS (2). 基于此预测, 您可以提供承诺, 并在最小/最大库存范围内维护它.

一旦当前库存水平耗尽时, 预计供应天数会突出显示:

- 如果预计DOS \leq 0, 则该值变为**红色 (3)**
- 如果预计DOS > 0且预计DOS <最小DOS(非空), 值变为**橙色 (4)**

当值保持在最小/最大之间时, 不显示颜色 (5)

如果未来13周内没有需求, 预计DOS计算为999, 一旦增加更多需求, 将重新开始计算.

		Calendar-1: Weekly - 03/11/2024 - 03/14/2026 All bucket dates are in system time.													
		02/2024	12/09/2024	12/16/2024	12/23/2024	12/30/2024	01/06/2025	01/13/2025	01/20/2025	01/27/2025	02/03/2025	02/10/2025	02/17/2025	02/24/2025	
US02 // 0000405493 // CJ4531254															
Schedule Agreement ID	1173100251														
Cumulative GR	0														
Min Inventory	3,527														
Max Inventory	10,579														
Schedule Agreement Line ID															
Available Inventory	0														
Forecast SMI	0					5,000				5,000					
Ship Commit SMI	0				10,000			15,000							
ATP SMI	0														
Projected Days Of Supply	1	-133	-133	-133	-43	-88	-176	94	94	4	999	999	999	999	
Projected Inventory	2	14,789	-14,789	-14,789	-4,789	-9,789	-9,789	5,211	5,211	211	211	211	211	211	

e2open MCV中出货承诺

有两种不同的方法可以直接在Multi Collab视图中提供确认:

1. 通过在**Ship Commit SMI (1)**的每周框中直接键入数量, 在此选项中, e2open考虑的ETA将是所选周的星期一。
2. 通过点击**Ship Commit SMI数据测量(2)**, 并提供有关日期和运单号的详细信息(如果需要)。

Multi-Collab View Collabs 1 - 1 of 1

Calendar-1: Weekly - 2024-04-01 - 2026-04-04 All bucket dates are in system time.

		04/01/24	04/08/24	04/15/24	04/22/24	04/29/24	05/06/24	05/13/24	05/20/24	05/27/24	06/03/24	06/10/24	06/17/24	06/24/24	07/01/24	07/08/24	07/15/24	07/22/24	07/29/24	08/05/24	08/12/24	08/19/24	08/26/24	0	Sum Quantity
PL01 // 0000260326 // TIC42003	Schedule Agreement ID 1303032350	Available Inventory	1,200																						0
	Cumulative GR 1,200	Forecast SMI	29,000	11,000	12,000	130,000	14,000	15,000	16,000	17,000	1,000	1,000	1,000	1,000											219,000
	Min Inventory 35,286	Ship Commit SMI (2)	50,000	30,000	50,000 (1)	50,000		45,000		20,000															195,000
	Max Inventory 46,857	ATP SMI	0		200,000																				200,000
	Schedule Agreement Line ID	Projected Days Of Supply (SMI)	17	34	-23	-20	-52	-111	-76	-423	6	-36	-162	999	999	999	999	999	999	999	999	999	999		
		Projected Inventory	41,200	79,200	-50,800	-14,800	-29,800	-45,800	-17,800	-18,800	200	-800	-1,800	-1,800	-1,800	-1,800	-1,800	-1,800	-1,800	-1,800	-1,800	-1,800	-1,800		

ETA = Monday

Update Reset

Records Per Page 5

当你点击“Ship Commit SMI” (2)后, 新的窗口会显示, 你可以:

- 变更确认(日期、数量或添加运单号信息) (3),
- 删除之前的确认 (4) 或
- 添加新行以提供新的确认数据 (5).

PIT Detail Page 1 of 1 ; 2 Records

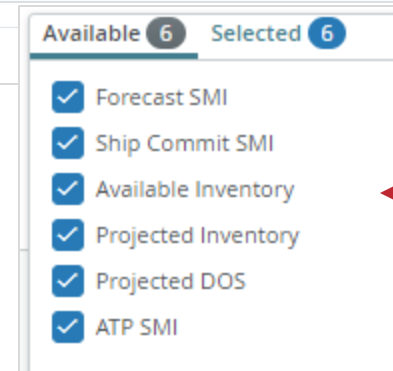
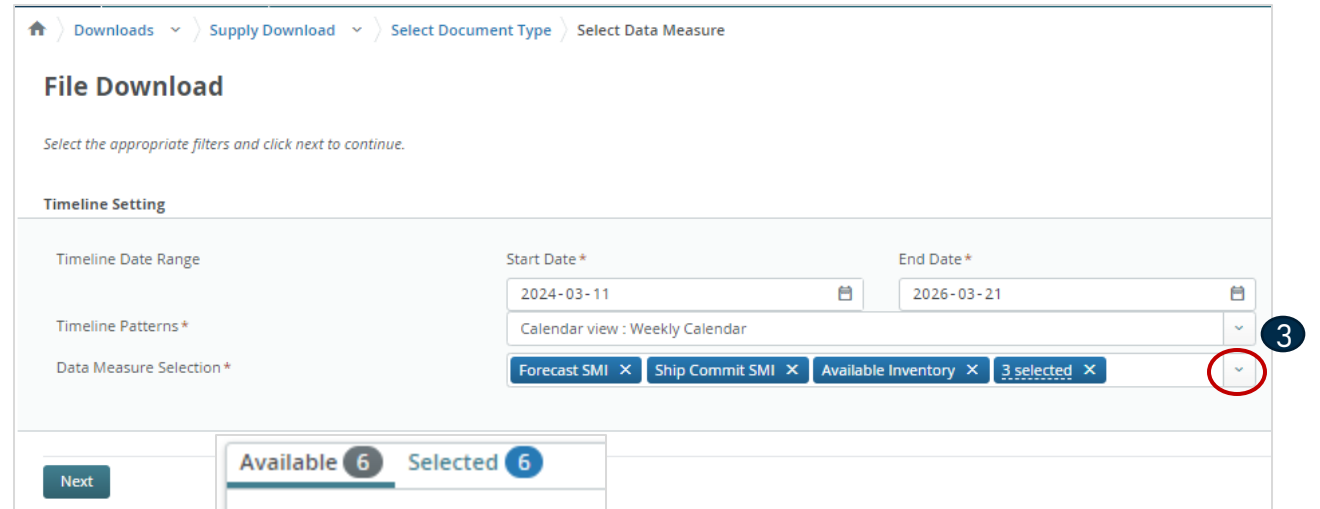
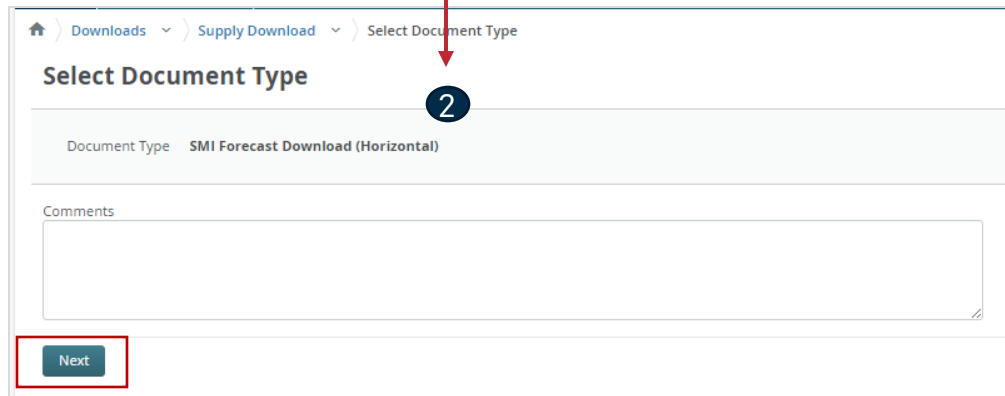
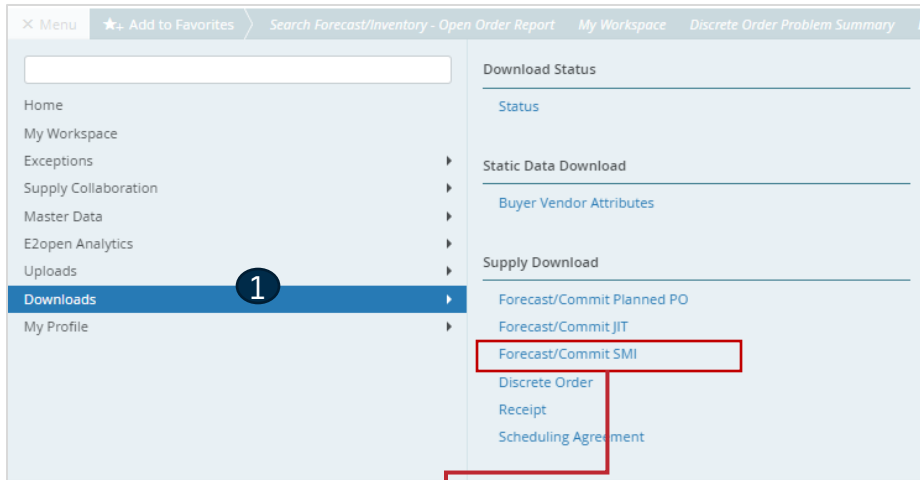
	Id	PIT Date*	Quantity*	Last Modified Date	Tracking Number
<input checked="" type="checkbox"/> (4)	1711929600000	2024-04-01 00:00:00	30,000	03/29/2024 23:09:57	Tracking:123456 (3)
<input type="checkbox"/>	1712534400000	2024-04-08 00:00:00	50,000	03/29/2024 23:09:57	
	Auto ID	YYYY-MM-DD hh:mm:ss			

+ Add Row (5)

Close Reset Delete Save

出货承诺 SMI | 承诺 | Excel模板

- 导航到菜单>下载>选择预测/承诺SMI对象进行下载(1), 单击下一步(2)
- 对于文件下载, 数据测量是预先选择的, 但是您可以根据从下拉列表(3)中看到的报表内容进行更改



SMI Data Measures

出货承诺 SMI | 承诺 | Excel模板

Home > Downloads > Supply Download > Select Document Type > Select Data Measure

File Download

Select the appropriate filters and click next to continue.

Timeline Setting

Timeline Date Range

Start Date* 2024-03-11 End Date* 2026-03-21

Timeline Patterns* Calendar view : Weekly Calendar

Data Measure Selection* Forecast SMI x Ship Commit SMI x Available Inventory x 3 selected x

Next **2**

- 您也可以更改时间线模式 (1)
- 完成所有选择后, 单击Next (2)
- 您可以选择您保存的过滤器 (3) 或点击“编辑滤镜” (4) 以添加更多搜索参数并自定义首选项, 然后单击“搜索” (5)

Calendar view : Weekly Calendar **1**

Calendar view : Weekly Calendar

Hybrid view : 4 weeks of daily buckets and 48 weeks (Monday)

Hybrid view : 60 months (Monday)

Home > Downloads > Supply Download > Select Document Type > Select Data Measure > Filter Collab To Download

Search

Search Tip: Enter data values in one or more of the search fields to view all collaborations which match that criteria. Note that the search is case sensitive.

Customer [] Supplier Code 0000260326 x

Customer Description [] Supplier Name []

Jabil Part Number [] Jabil PN Description []

Manufacturing Name [] Jabil Plant Code PL01 x

Supplier Site [] Customer Site Description []

Supplier Site Description [] Global Customer Id Cust []

Data Existence Filter []

From (GMT) YYYY-MM-DD To (GMT) YYYY-MM-DD

Search **5**

Saved Searches TEST FC **3**

Edit filters **4**

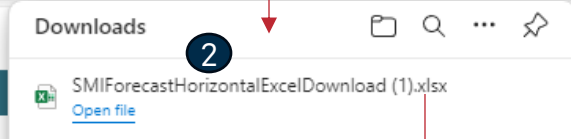
Reset

出货承诺 SMI | 承诺 | Excel模板

- 下载将开始 (1)
- 单击蓝色文本打开下载的文件 (2)
- 将打开Excel文件 (3)

Job List Total 1 records - Page 1 of 1

Document Type	File Name	Status	Creation Time (UTC)	Completion Time (UTC)	User Name	Role Name	Comments
SMI Forecast Download (Horizontal)	SMIForecastHorizontalExcelDownload.xlsx	Completed	2024-03-19:16:04:26	2024-03-19:16:04:27	henriett_bakos@jabil.com-jabil	MTIM Supplier: 0000260326	



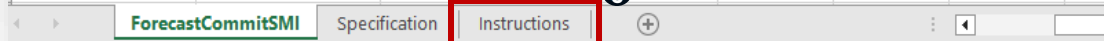
SMI Dat	Receipt ID 1	Receipt ID 2	Receipt ID 3	Receipt ID 4	Receipt ID 5	Measure	18.03.202	25.03.202	01.04.202	08.04.202	15.04.202	22.04.202	29.04.202	06.05.202	13.05.202	20.05.202
19.03.2024	GR1 20240209 100	GR2 20240209 150	GR3 20240209 200	GR4 20240209 200	GR5 20240209 250	AvailableInventory	1200									
19.03.2024	GR1 20240209 100	GR2 20240209 150	GR3 20240209 200	GR4 20240209 200	GR5 20240209 250	ConsumptionForecastSMI	19000	10000	11000	12000	13000	14000	15000	16000	17000	1000
19.03.2024	GR1 20240209 100	GR2 20240209 150	GR3 20240209 200	GR4 20240209 200	GR5 20240209 250	ShipCommitSMI*										
19.03.2024	GR1 20240209 100	GR2 20240209 150	GR3 20240209 200	GR4 20240209 200	GR5 20240209 250	ProjectedInventory	-17800	-27800	-38800	-50800	-63800	-77800	-92800	-108800	-125800	-126800
19.03.2024	GR1 20240209 100	GR2 20240209 150	GR3 20240209 200	GR4 20240209 200	GR5 20240209 250	ProjectedDOS	-12	-22	-34	-50	-73	-106	-161	-265	-539	-2853
19.03.2024	GR1 20240209 100	GR2 20240209 150	GR3 20240209 200	GR4 20240209 200	GR5 20240209 250	ATPSMI										
19.03.2024	GR1 20240209 100	GR2 20240209 150	GR3 20240209 200	GR4 20240209 200	GR5 20240209 250	TrackingNumber										
19.03.2024	CONS1 20240209 10	CONS2 20240209 20	CONS3 20240209 30	CONS4 20240209 40	CONS5 20240209 50	AvailableInventory	210									
19.03.2024	CONS1 20240209 10	CONS2 20240209 20	CONS3 20240209 30	CONS4 20240209 40	CONS5 20240209 50	ConsumptionForecastSMI	14400	9000	11000	12000	13000	14000	15000	16000	17000	1000
19.03.2024	CONS1 20240209 10	CONS2 20240209 20	CONS3 20240209 30	CONS4 20240209 40	CONS5 20240209 50	ShipCommitSMI*										
19.03.2024	CONS1 20240209 10	CONS2 20240209 20	CONS3 20240209 30	CONS4 20240209 40	CONS5 20240209 50	ProjectedInventory	-14190	-23190	-34190	-46190	-59190	-73190	-88190	-104190	-121190	-122190
19.03.2024	CONS1 20240209 10	CONS2 20240209 20	CONS3 20240209 30	CONS4 20240209 40	CONS5 20240209 50	ProjectedDOS	-10	-19	-31	-47	-70	-105	-162	-276	-606	-10997
19.03.2024	CONS1 20240209 10	CONS2 20240209 20	CONS3 20240209 30	CONS4 20240209 40	CONS5 20240209 50	ATPSMI										
19.03.2024	CONS1 20240209 10	CONS2 20240209 20	CONS3 20240209 30	CONS4 20240209 40	CONS5 20240209 50	TrackingNumber										

出货承诺 SMI | 承诺 | Excel模板

- 在下载文件中，供应商可以提供**出货承诺SMI数量 (1)** 以及**ATP SMI的数量 (2)**
- 为了获得预计库存和预计DOS的公式，请转到“说明”选项卡 **(3)** 在同一个文件中(按照步骤操作 **(4)**)
- 复制包含公式的彩色单元格 **(5)**
- 然后回到 “ForecastCommitSMI” 选项卡, 在“Measure”列中应用过滤器, 选择“ProjectedInventory”和“ProjectedDOS”行, 粘贴复制的单元格 **(6)**.

Receipt ID 4	Receipt ID 5	Measure	01/04/2024	08/04/2024	15/04/2024	22/04/2024	29/04/2024	06/05/2024	13/05/2024	20/05/2024	
GR4 20240209 200	GR5 20240209 250	AvailableInventory	1200								
GR4 20240209 200	GR5 20240209 250	ConsumptionForecastSMI	40000	12000	230000	14000	15000	16000	17000	1000	1
GR4 20240209 200	GR5 20240209 250	ShipCommitSMI*	40000	3000	3000	200000	200000	200000	50000		
GR4 20240209 200	GR5 20240209 250	ProjectedInventory	1200	-10800	59200	245200	230200	414200	397200	446200	4
GR4 20240209 200	GR5 20240209 250	ProjectedDOS	0	-3	18	334	398	1008	1702	10040	1
GR4 20240209 200	GR5 20240209 250	ATPSMI		200000							
GR4 20240209 200	GR5 20240209 250	TrackingNumber	12345								
CONSS4 20240209 40	CONSS5 20240209 50	AvailableInventory	210								
CONSS4 20240209 40	CONSS5 20240209 50	ConsumptionForecastSMI	34400	12000	210000	14000	15000	16000			
CONSS4 20240209 40	CONSS5 20240209 50	ShipCommitSMI*	100000	50000	14000	50000	20000				
CONSS4 20240209 40	CONSS5 20240209 50	ProjectedInventory	65810	103810	33810	19810	54810	58810			
CONSS4 20240209 40	CONSS5 20240209 50	ProjectedDOS	19	33	11	28	101	156			
CONSS4 20240209 40	CONSS5 20240209 50	ATPSMI									
CONSS4 20240209 40	CONSS5 20240209 50	TrackingNumber	564123								

1. Select and Copy the coloured cells below for Projected Inventory row.
2. Go back to ForecastCommitSMI, and apply a filter in column "Measure" to Select only "Projected Inventory"
3. Paste the copied entries in the filtered entries.
4. Remove the filter.
5. Copy the coloured cells below fore Projected DOS row.
6. Go back to ForecastCommitSMI, and apply a filter in column "Measure" to select only "Projected Days of Supply".
7. Paste the copied entries in the filtered entries.
8. Remove the filter.
9. You may simulate your updates and once done, upload the file into e2open platform.

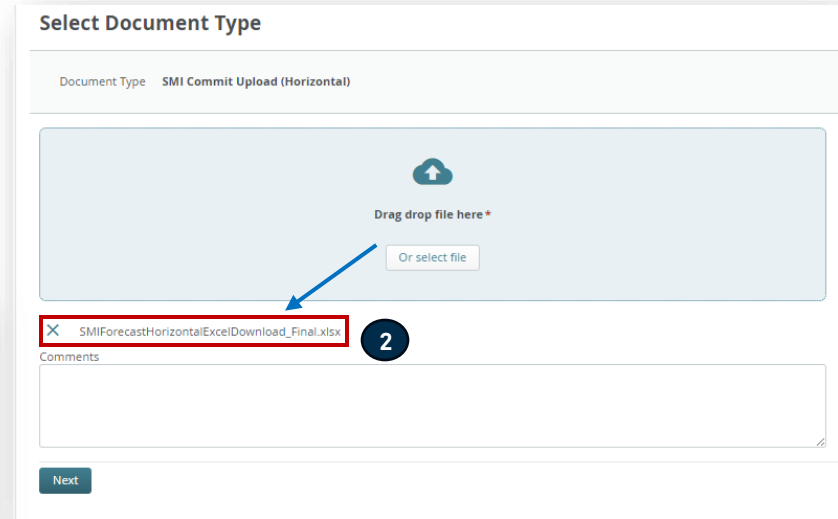
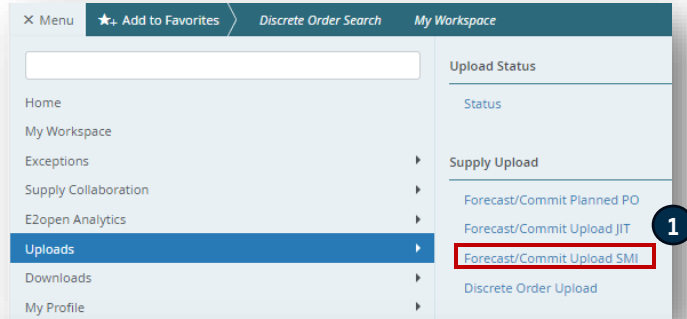


Measure	18.03.202	25.03.202	01.04.202	08.04.202	15.04.202	22.04.202
Projected Inventory						
Projected DOS						

Customer	Supplier Co	Jabil Plant Co	Jabil Part Num	Min DC	Max DC	Min Invento	Max Invento	SMI Dat	Measure	18.03.202	25.03.202	01.04.202	08.04.202	15.04.202	22.04.202
SAPSFX	0000260326	PL01	TIC42003	7.0	14.0	20429.0	30571.0	19.03.2024	AvailableInventory	1200					
SAPSFX	0000260326	PL01	TIC42003	7.0	14.0	20429.0	30571.0	19.03.2024	ConsumptionForecastSMI	19000	10000	11000	12000	13000	14000
SAPSFX	0000260326	PL01	TIC42003	7.0	14.0	20429.0	30571.0	19.03.2024	ShipCommitSMI*	40000			39000		
SAPSFX	0000260326	PL01	TIC42003	7.0	14.0	20429.0	30571.0	19.03.2024	ProjectedInventory	-17800	-27800	-38800	-30800	-63800	-77800
SAPSFX	0000260326	PL01	TIC42003	7.0	14.0	20429.0	30571.0	19.03.2024	ProjectedDOS	-12	-22	-34	-50	-73	-106
SAPSFX	0000260326	PL01	TIC42003	7.0	14.0	20429.0	30571.0	19.03.2024	ATPSMI				200000		
SAPSFX	0000260326	PL01	TIC42003	7.0	14.0	20429.0	30571.0	19.03.2024	TrackingNumber						
SAPSFX	0000260326	PL01	SIC54005	7.0	21.0	15686.0	36114.0	19.03.2024	AvailableInventory	210					
SAPSFX	0000260326	PL01	SIC54005	7.0	21.0	15686.0	36114.0	19.03.2024	ConsumptionForecastSMI	14400	9000	11000	12000	13000	14000
SAPSFX	0000260326	PL01	SIC54005	7.0	21.0	15686.0	36114.0	19.03.2024	ShipCommitSMI*	59400				63000	
SAPSFX	0000260326	PL01	SIC54005	7.0	21.0	15686.0	36114.0	19.03.2024	ProjectedInventory	-14190	-23190	-34190	-46190	-59190	-73190
SAPSFX	0000260326	PL01	SIC54005	7.0	21.0	15686.0	36114.0	19.03.2024	ProjectedDOS	-10	-19	-31	-47	-70	-105
SAPSFX	0000260326	PL01	SIC54005	7.0	21.0	15686.0	36114.0	19.03.2024	ATPSMI				500000		
SAPSFX	0000260326	PL01	SIC54005	7.0	21.0	15686.0	36114.0	19.03.2024	TrackingNumber						

出货承诺 SMI | 承诺 | Excel模板

- 然后保存文件并上传到“菜单>上传>预测/承诺上传SMI”中 (1)
- 选择保存的文件并单击Next (2)
- 处理完成后 (3) 供应商可以在UI/MCV视图中查看承诺数据和预计库存DOS (4)



This screenshot shows the 'Multi-Collab View' interface. It displays two schedule agreement lines with their respective inventory and supply data. Red boxes highlight the 'Ship Commit SMI' and 'ATP SMI' rows for both lines. A circled '4' is in the top right corner.

Details	Scheduling Agreement SMI View	Past Due	Calendar-1: Weekly - 2024-03-18 - 2026-03-21	All bucket dates are in system time.											
			03/18/24	03/25/24	04/01/24	04/08/24	04/15/24	04/22/24	04/29/24	05/06/24	05/13/24	05/20/24	05/27/24	06/03/24	06/10/24
PL01 // 0000260326 // TIC42003															
Schedule Agreement ID	1303032350														
Available Inventory		0	1,200												
Cumulative GR	1,200														
Forecast SMI		0	19,000	10,000	11,000	12,000	13,000	14,000	15,000	16,000	17,000	1,000	1,000	1,000	1,000
Ship Commit SMI		0	40,000			39,000									
ATP SMI		0				200,000									
Projected Days Of Supply (SMI)			15	10	1	28	17	2	-24	-72	-201	-1,076	-1,464	-2,241	-4,572
Projected Inventory			22,200	12,200	1,200	28,200	15,200	1,200	-13,800	-29,800	-46,800	-47,800	-48,800	-49,800	-50,800
PL01 // 0000260326 // SIC54005															
Schedule Agreement ID	1303032351														
Available Inventory		0	210												
Cumulative GR	210														
Forecast SMI		0	14,400	9,000	11,000	12,000	13,000	14,000	15,000	16,000	17,000	1,000			
Ship Commit SMI		0	59,400				63,000								
ATP SMI		0				500,000									
Projected Days Of Supply (SMI)			33	30	23	14	75	70	63	48	6	19	999	999	999
Projected Inventory			45,210	36,210	25,210	13,210	63,210	49,210	34,210	18,210	1,210	210	210	210	210

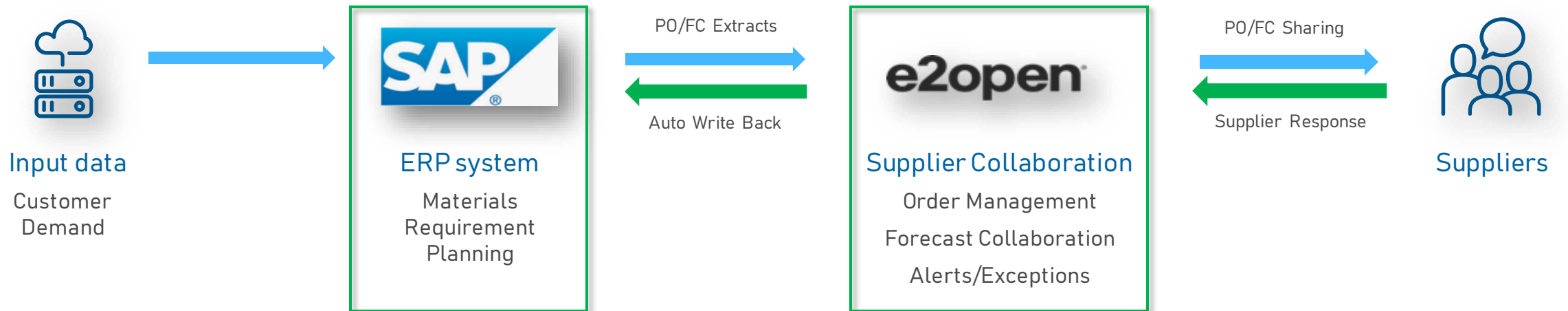
This screenshot shows the 'Job List' table with one record. The file name and status are highlighted in red. A circled '3' is next to the file name.

Document Type	File Name	Status	Creation Time (UTC)
SMI Commit Upload (Horizontal)	SMIForecastHorizontalExcelDownload_Final.xlsx	Completed	2024-03-19:16:12:50

出货承诺上传到SAP

基于发布的Forecast SMI和您的承诺，通信将发送到SAP，如下所示：

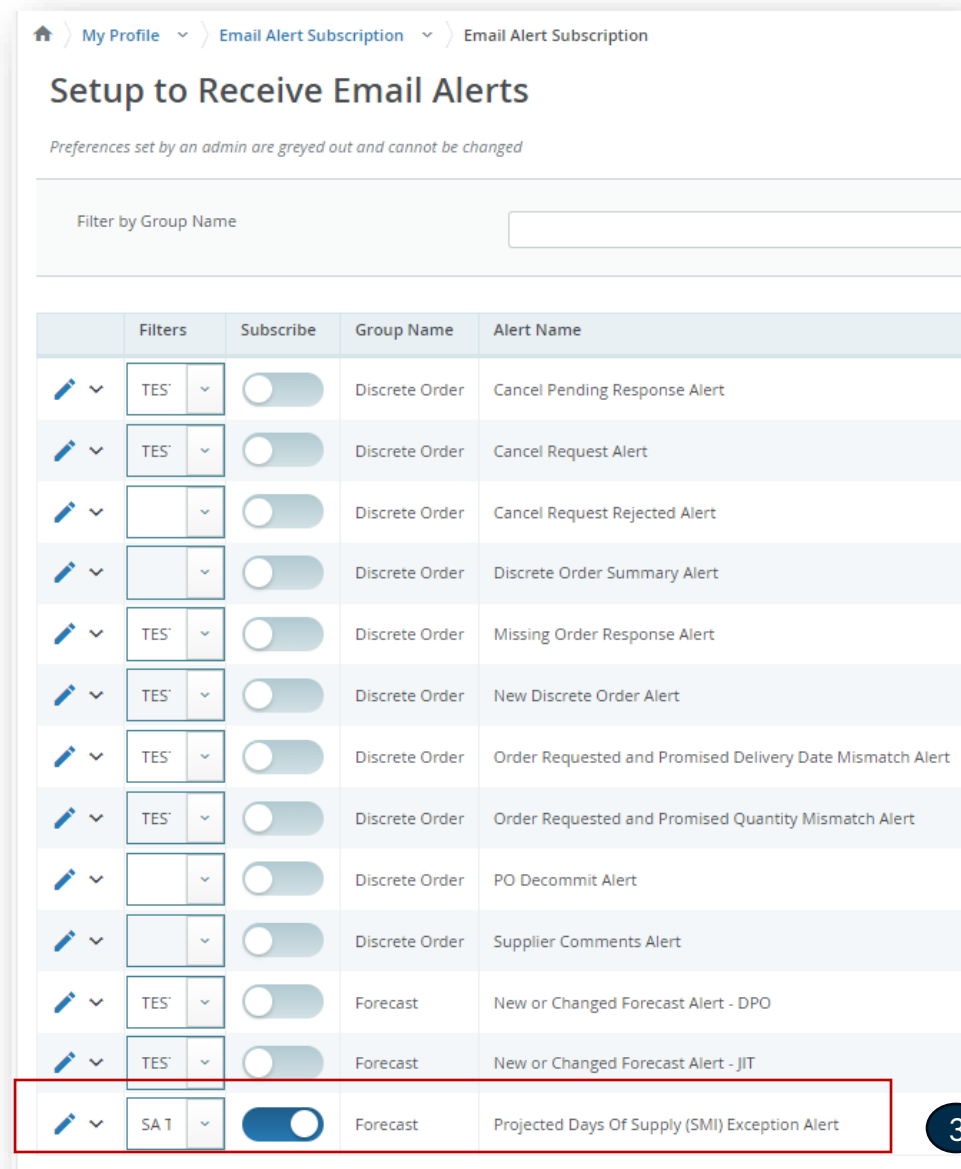
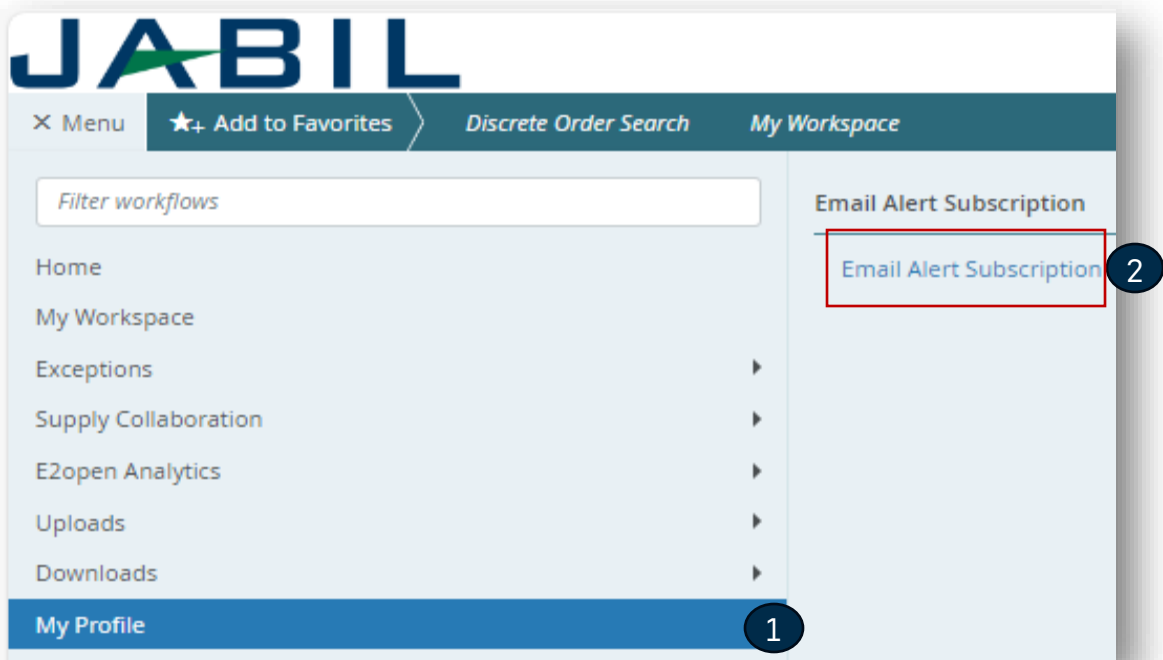
- 系统每15分钟传回一次出货承诺SMI到SAP。
- 发送的信息包括上次15分钟内修改的Ship Commit SMI。



电邮提醒订阅

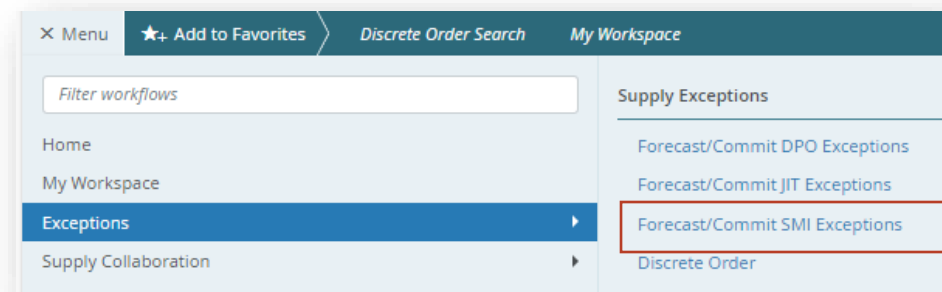
- 您可以在菜单选项卡下订阅预计供应天数电子邮件通知 (1)
- 要启用通知，请进入我的个人资料>电子邮件提醒订阅 (2)
- 选择预计供应天数(SMI)异常通知并**从左到右**滑动按钮以打开通知. (3)

然后，系统将向您的注册电子邮件地址发送电子邮件提醒。

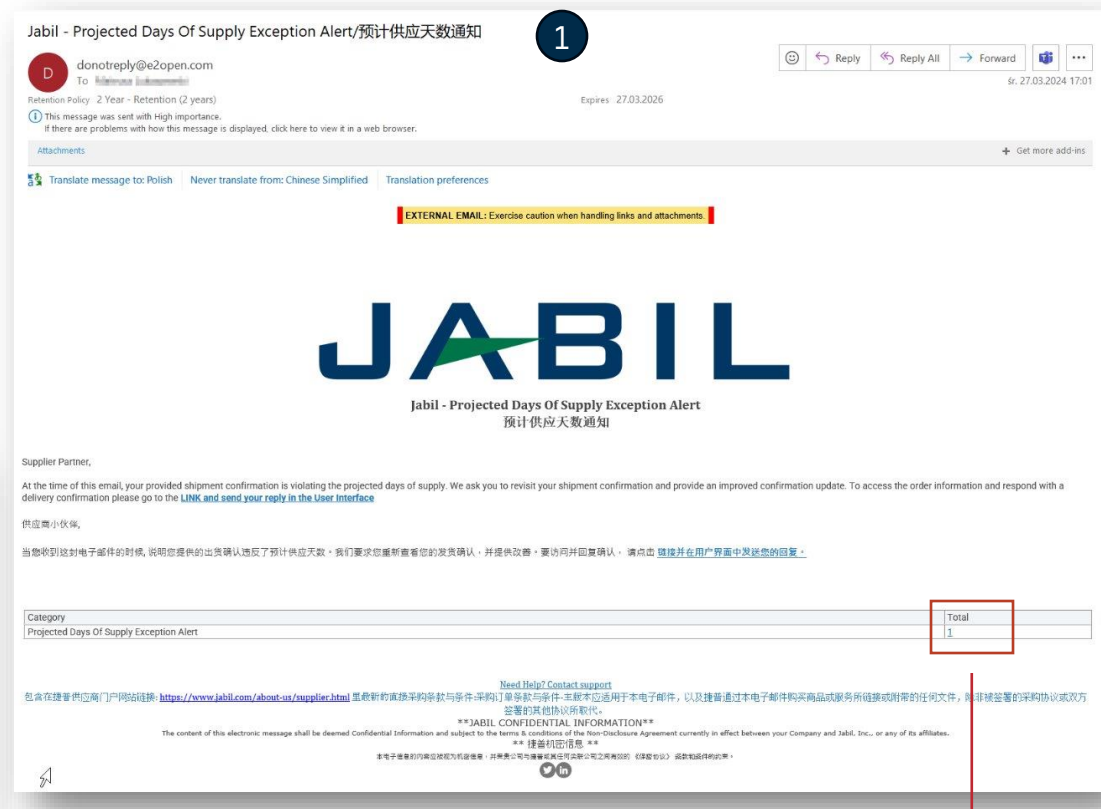


预测 SMI | 问题视图

- 您可以订阅“预计供应异常天数通知”以接收电子邮件 (1) 邮件中带有链接，该链接将直接导航到SMI SA MCV视图 (2)
- 或者您可以进入菜单>异常>预测承诺异常 (3).
- 库存水平违规的严重程度，如果是**高或中**，如果您点击任何颜色，您将看到每个产品的详细信息。
- 如果预计DOS≤0，则该值变为**红色**
- 如果预计DOS > 0且预计DOS <最小DOS(非空)，值变为**橙色**
- 当值保持在最小/最大之间时，不显示颜色

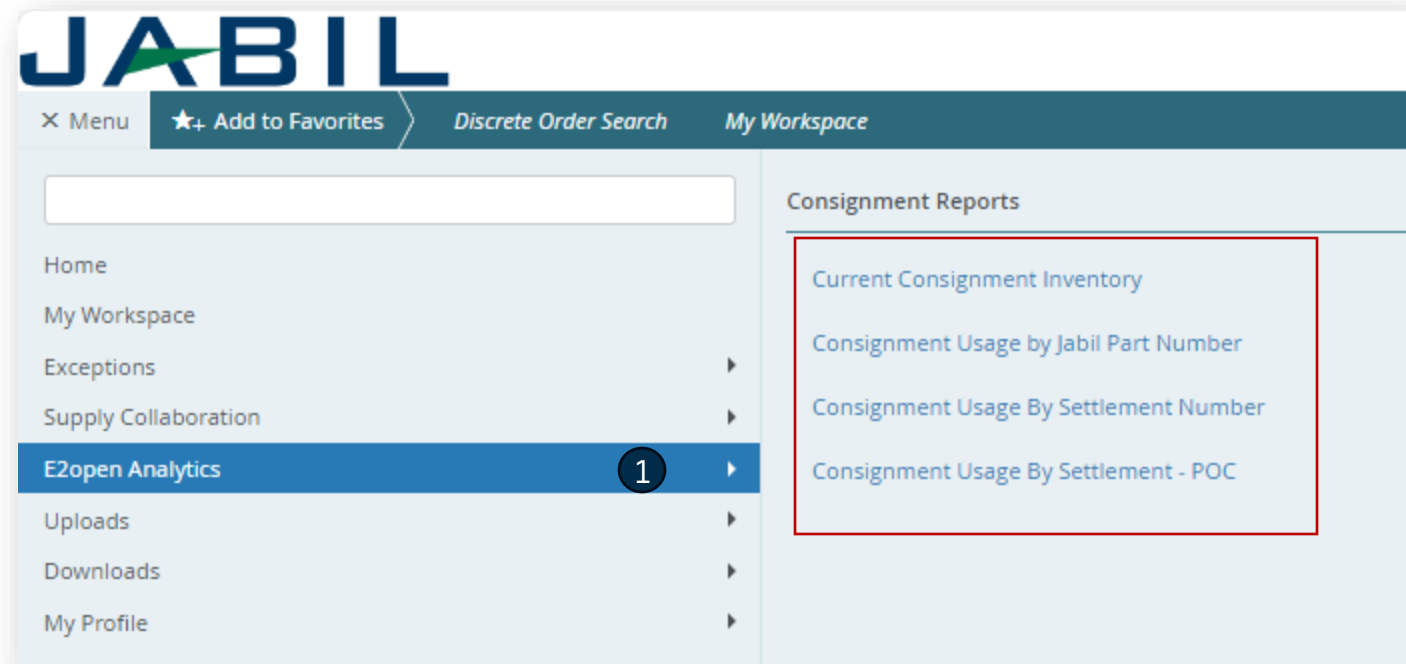


		Past Due	Calendar-1: Weekly - 2024-04-01 -- 2026-04-04										
			04/01/24	04/08/24	04/15/24	04/22/24	04/29/24	05/06/24	05/13/24	05/20/24	06/03/24	06/10/24	
PL01 // 0000260326 // TIC42003													
Schedule Agreement ID	Available Inventory	1,200											
1303032350	Forecast SMI	29,000	11,000	12,000	130,000	14,000	15,000	16,000	17,000	1,000	1,000	1,000	1,000
Cumulative GR	Ship Commit SMI	50,000	30,000	50,000		50,000			45,000		20,000		
1,200	ATP SMI	0		200,000									
Min Inventory	Projected Days Of Supply (SMI)		17	34	-23	-20	-52	-111	-76	-423	6	-36	-162
35,286	Projected Inventory		41,200	79,200	-50,800	-14,800	-29,800	-45,800	-17,800	-18,800	200	-800	-1,800
Max Inventory													
46,857													
Schedule Agreement Line ID													



寄售报告

- 寄售报告提供了供应商寄售库存的概述
- Jabil将通过单独的流程授予对寄售报告的访问权:
 - 电子邮件主题为“Jabil邀请您访问其组织内的应用程序”-用户需要单击“接受邀请”
 - 如果用户有一个现有的微软帐户，该过程结束(用户将导航到微软启动板与所有可用的应用程序)>>无法从那里访问Jabil Power BI报告
 - 如果用户没有微软帐户，那么需要点击创建帐户(按照微软的说明)>>创建帐户后，用户将被导航到微软启动板-没有任何微软应用程序将显示(页空)
- 您可以访问[菜单 > E2open分析 > 寄售报告 \(1\)](#).
- 然后，您可以根据您想要检查的信息选择报告.
- 系统将引导您到Jabil/Power BI报告，您将看到您有权访问的信息.



Next Steps

访问我们的供应商门户网站获取更多信息:

<https://www.jabil.com/about-us/supplier/supplier-collaboration.html>

JABIL

**MADE POSSIBLE.
MADE BETTER.**