

门户供应商

供应链
技术与转型

JABIL

大纲

- [注册与导航](#)
- [我的工作区](#)
- [确认定单](#)
- [撤单申请](#)
- [预测 - 计划订单](#)
- [预测 JIT 计划协议](#)
- [Excel 下载 & 上传](#)
- [供应商门户](#)

Ctrl+点击链接



访问门户网站

注册

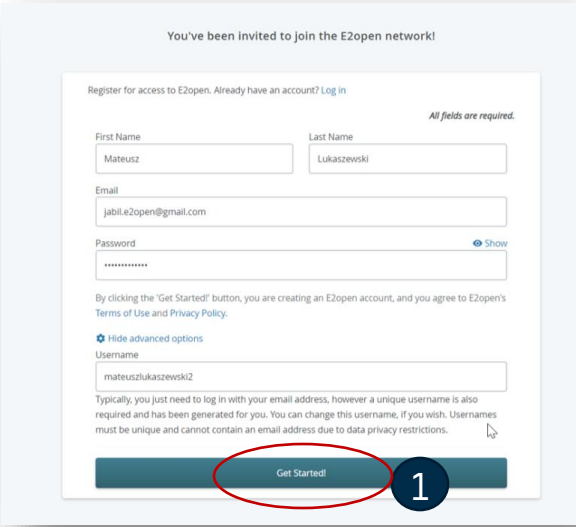
- Jabil将发送邀请电子邮件。
- **需要注册.** 如果需要, 您可以注册更多的电子邮件地址
- 注册后, 您可以随时登录e2open门户网站查看最新的预测、订单和货物收货信息

通知

- 您可以订阅电子邮件提醒, 以接收有关买方下新订单或预测更改的信息。
- 在下一张幻灯片中查找有关可用通知的更多信息。

注意: Jabil将继续通过电子邮件从SAP发送PO pdf文件, 作为合法的官方采购订单文件。

注册



You've been invited to join the E2open network!

Register for access to E2open. Already have an account? Log in

All fields are required.

First Name: Mateusz, Last Name: Lukaszewski, Email: jabil.e2open@gmail.com, Password: [masked]

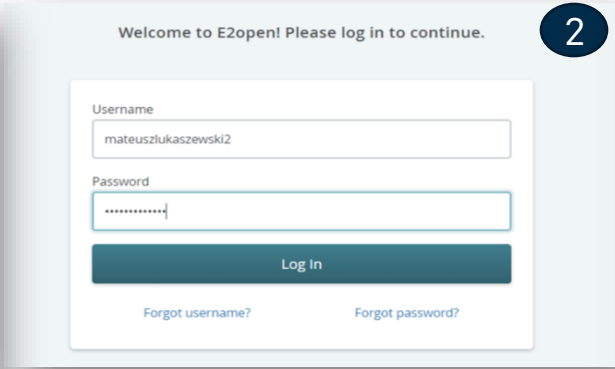
By clicking the 'Get Started' button, you are creating an E2open account, and you agree to E2open's Terms of Use and Privacy Policy.

Hide advanced options

Username: mateuszlukaszewski2

Typically, you just need to log in with your email address, however a unique username is also required and has been generated for you. You can change this username, if you wish. Usernames must be unique and cannot contain an email address due to data privacy restrictions.

1 Get Started



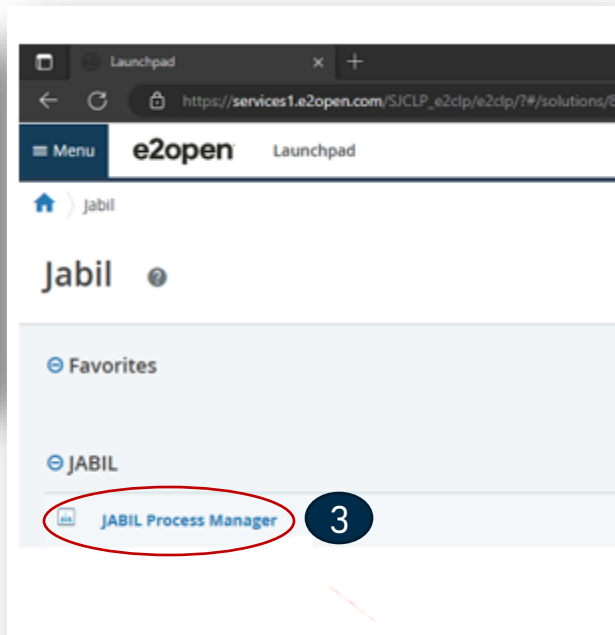
Welcome to E2open! Please log in to continue.

2

Username: mateuszlukaszewski2, Password: [masked]

Log In

Forgot username? | Forgot password?



Launchpad

Menu e2open Launchpad

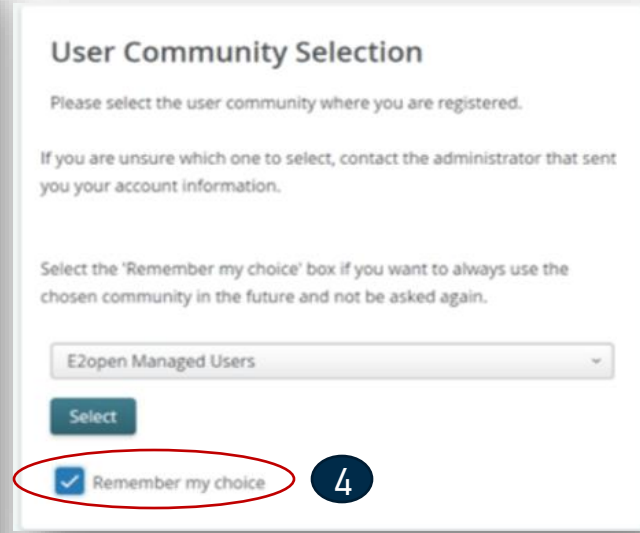
Jabil

Jabil

Favorites

JABIL

3 JABIL Process Manager



User Community Selection

Please select the user community where you are registered.

If you are unsure which one to select, contact the administrator that sent you your account information.

Select the 'Remember my choice' box if you want to always use the chosen community in the future and not be asked again.

E2open Managed Users

Select

Remember my choice **4**

1. 上线后，您将收到系统发出的邀请邮件。点击开始。
 - 遵循注册步骤
 - **注意:** 默认情况下用户名是“名”和“姓”，但用户名必须是唯一的(如果它已经存在于e2open数据库中，那么你需要调整它)。点击开始
2. 要登录-您可以使用注册时提供的电子邮件地址或用户名
3. 登录后，您将被导航到e2open页面>>请点击“**JABIL Process Manager**”
4. 下一步请从下拉列表中选择 **e2open Managed Users** 并勾选复选框以记住您的选择

登录

在您完成注册步骤后，系统将发送一封确认电子邮件，其中包含一个链接，供您将来登录使用。

From: E2open, LLC <doNotReply@e2open.com>
Subject: [production] Welcome to the E2open Network!

e2open

Welcome to the E2open Network

Your registration is complete! Thank you for joining the E2open Network. As a reminder, please use sample@email.com when logging in.

Here are some useful links you can bookmark to return to E2open:

- **Launchpad:** <https://services1.e2open.com> → use this link to go back to E2open and log in

Should you have any questions, please contact xxx@jabil.com

You can learn more about E2open [here](#).

NOTE: Please do not reply to this email address. If you have any questions or concerns, email them to xxx@jabil.com

the support contact person could be different

here you will see the email address you previously registered

E2OPEN CONFIDENTIAL INFORMATION. This communication (including any attachments) is intended for the sole use of the intended recipient and may contain confidential, non-public and/or privileged material. Use, distribution or reproduction of this communication by unintended recipients is not authorized. If you received this communication in error, please delete all copies of this communication from your system.

Copyright © 2000-2023

Support

导航

JABIL

Menu Add to Favorites My Workspace

1 Workspace

2

5

3

?

4

Mateusz Lukaszewski
MTIM Buyer: SAPSTG

Personalize My Workspace

3

Help Center

SCPM Help

e2open

- E2open Help Content Landing Page
- Business Flows
- Introduction
- Getting Started
- Navigation
- My Workspace
- Master Data
- Discrete Order
- Receipt
- Schedule Agreement
- Forecast
- Long Tail Partner
- Field Description
- Roles & Permissions
- Administration
- System Admin
- Appendix: Glossary

Henriett Bakos
MTIM Supplier: 0000260326

henriett_bakos@jabil.com-jabil
MTIM Supplier: 0000260326

Interface Preferences

Display Density

Comfortable Cozy Compact

Color Theme

Light Dark

English
GMT

mateusz_lukaszewski@jabil.com-jabil
MTIM Buyer: SAPSTG

Switch Role

- MTIM Supplier: 0000236789
- MTIM Supplier: 0000259205
- MTIM Supplier: 0000352221

About

About

Exit

4

How can Maestro help you?

Help Onboarding Tasks

Type in your question...

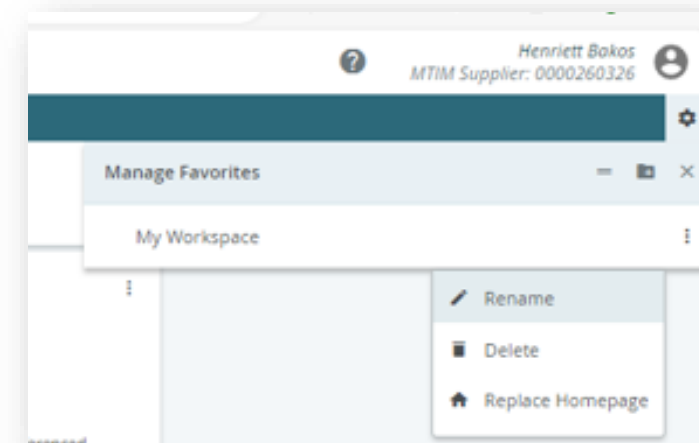
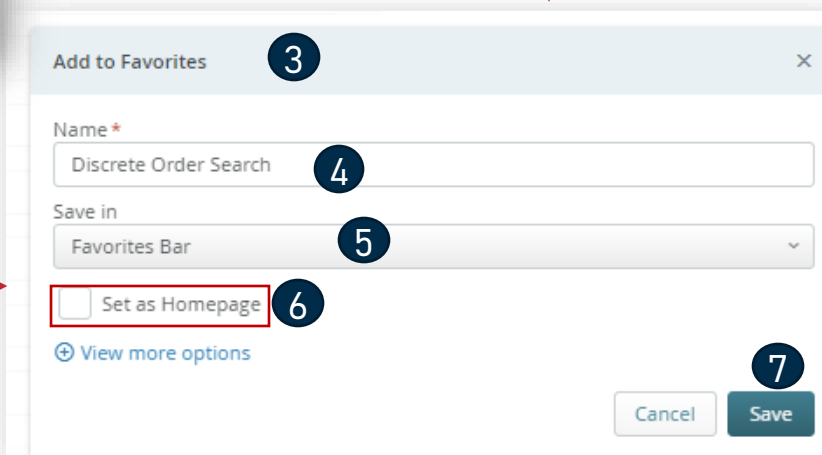
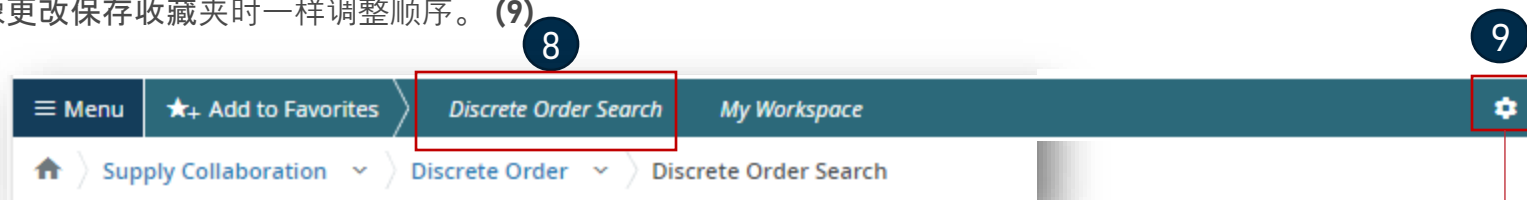
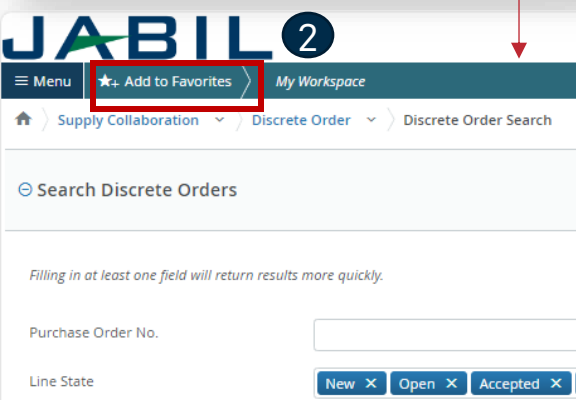
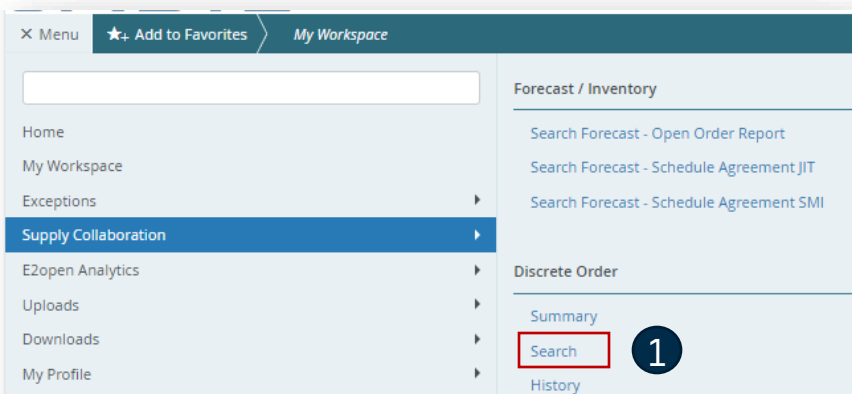
- Exceptions
- Supply Collaboration
- Uploads & Downloads
- My Profile & Administration
- Maestro

- 菜单 (1)
- 收藏栏 (2)
- 在线帮助 (3)
- 切换角色(查看所有供应商代码数据) (4)
- 大师(互动帮助!) (5)

导航-收藏

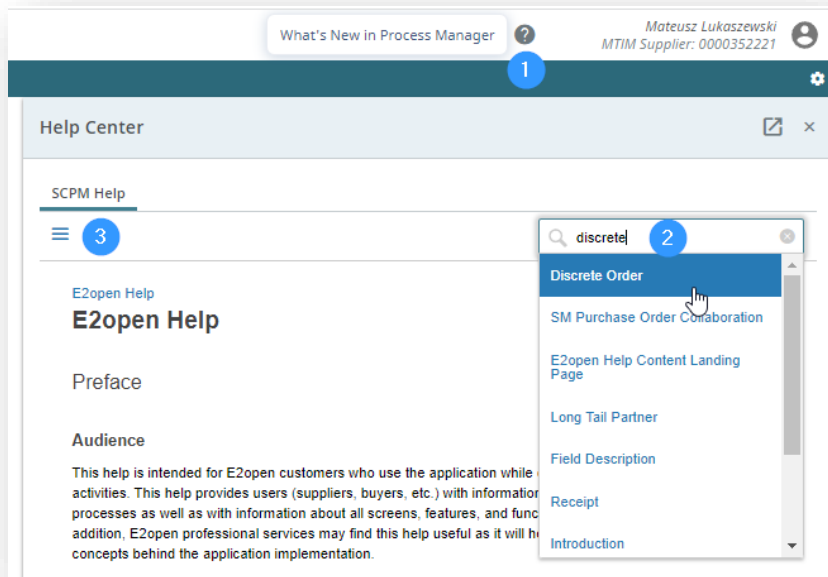
要将预配置的屏幕保存为**收藏夹**，请遵循以下步骤：

- 导航到需要设置为收藏夹的页面，例如：订单列表 **(1)**。进入页面后，单击添加到收藏夹 **(2)**
- 一旦**添加到收藏夹 (3)** 窗口打开，您可以**重命名您的收藏夹(4)** 选择它的位置 **(5)** - 收藏夹栏或文件夹。
- 您可以将页面设置为主页 **(6)**。要保存更改，请单击**保存 (7)**
- 保存后，页面在收藏栏上可见 **(8)**。
- 任何时候，用户都可以添加新的文件夹，重命名它们，并像更改保存收藏夹时一样调整顺序。 **(9)**



在线帮助

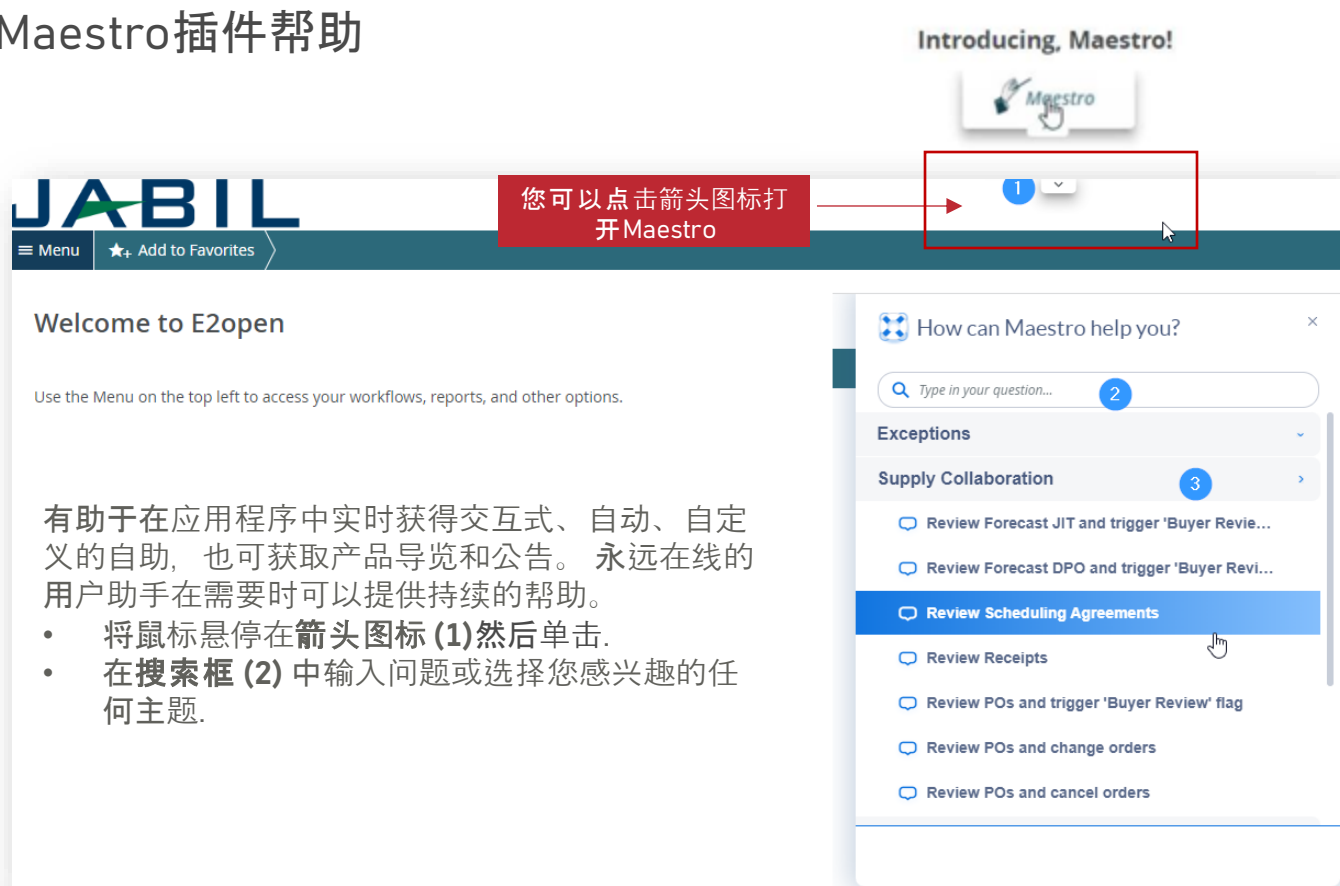
e2open内置帮助中心



为用户提供有关应用程序概念和流程的信息，以及有关应用程序中所有屏幕、特性和功能的信息

- 点击问号图标 (1) 打开帮助中心。
- 当您需要更多信息时，在搜索框中键入关键字 (2) 或者点击 3 横图标 (3) 打开包含所有可用类别的菜单。

Maestro插件帮助



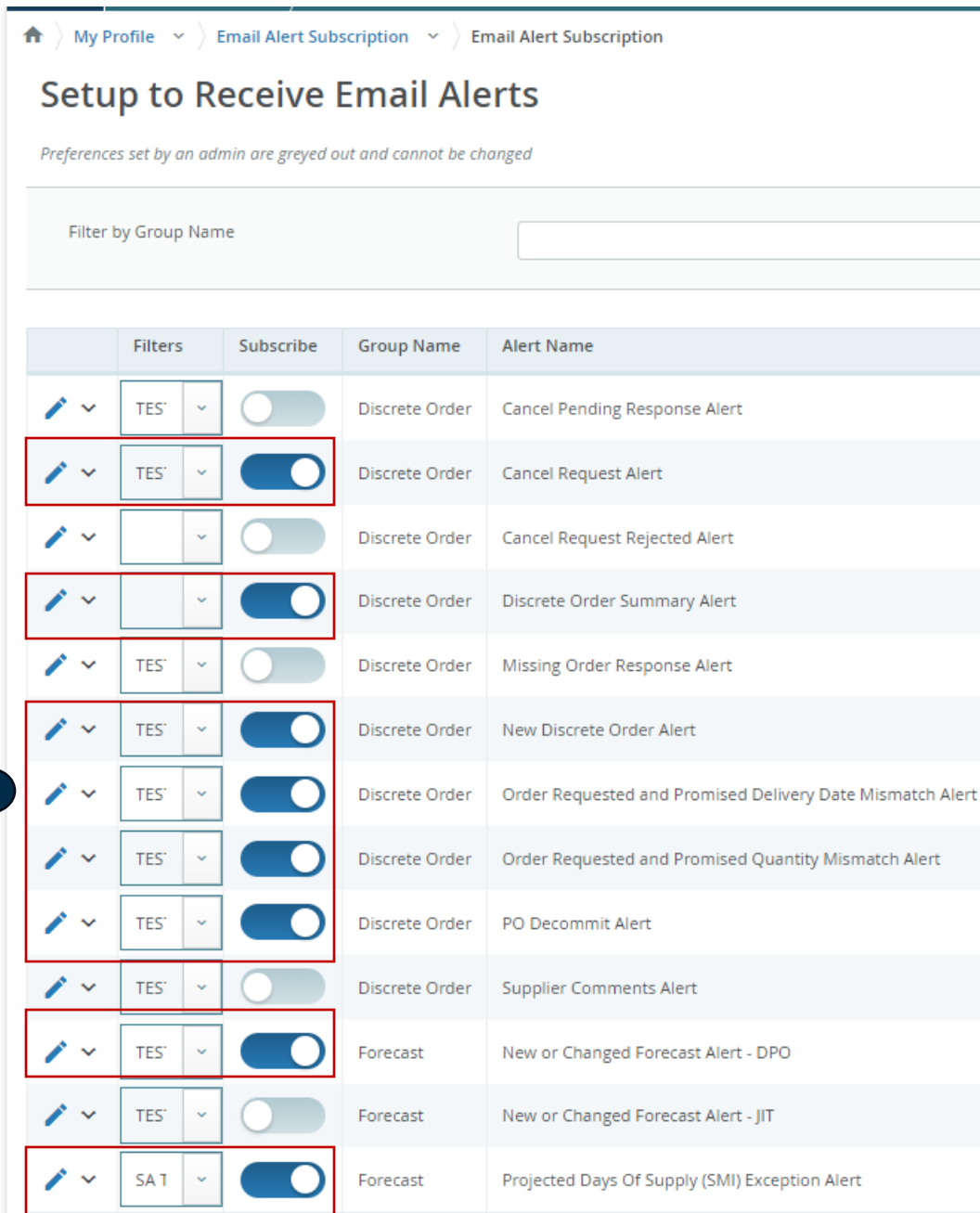
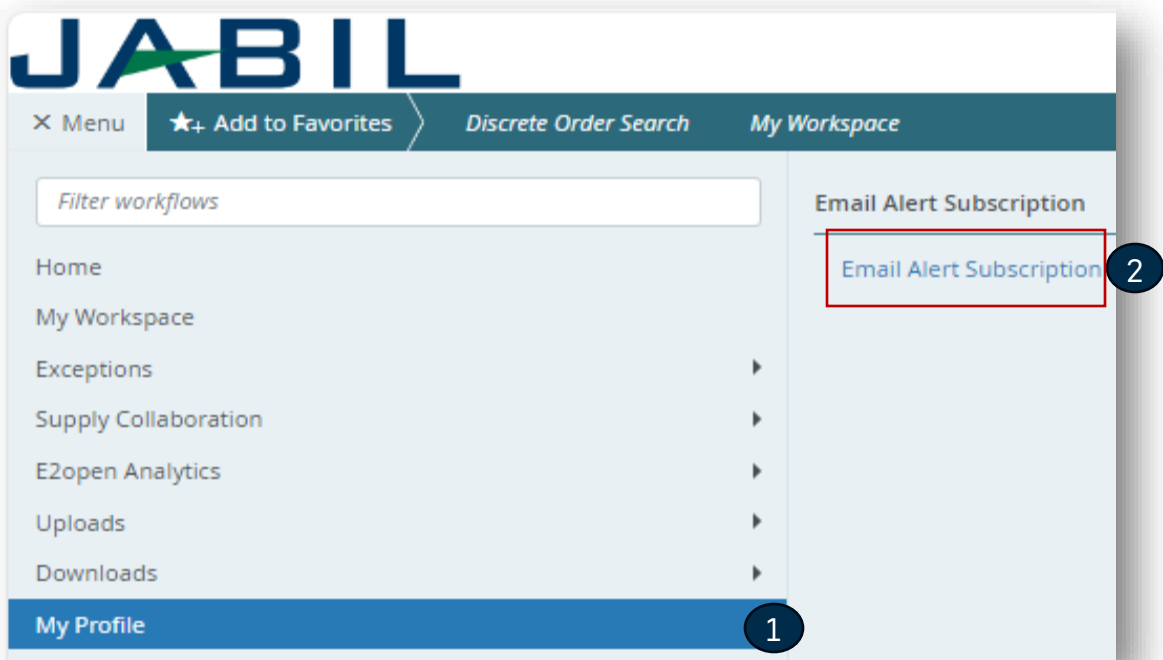
有助于在应用程序中实时获得交互式、自动、自定义的自助，也可获取产品导览和公告。永远在线的用户助手在需要时可以提供持续的帮助。

- 将鼠标悬停在箭头图标 (1) 然后单击。
- 在搜索框 (2) 中输入问题或选择您感兴趣的任何主题。

电邮提醒订阅

- 您可以在菜单选项卡下订阅预计供应天数电子邮件通知 (1)
- 要启用通知，请转到我的个人资料 > 电邮提醒订阅 (2)
- 选择预计供应天数(SMI)异常通知并**从左到右**滑动按钮以打开通知。(3)

然后，系统将向您的注册电子邮件地址发送电子邮件提醒。



通信细节

订阅后, 您将根据通信周期和通知频率, 从不同工厂收到以下针对供应商代码的综合通知。

注意:通知将只包括那些未包含在先前的电子邮件通知中的POs!

系统邮件地址: donotreply@e2open.com

请确保您没有屏蔽这些邮件地址!

系统通知	系统通信周期	供应商通知频率
新的或更改的预测通知DPO (Discrete Purchase Order)	根据采购员的批准, 系统每天发布4次(UTC时间上午1点和5点/下午1点和5点)	根据采购员批准, 您将每周收到一次此提醒
新的或更改的预测通知JIT (Just in Time Schedule Agreement)		
订单项汇总通知		
新订单通知	系统每天发布两次, 分别为UTC时间12:30AM和12:30PM	您将每天收到两次此提醒 (仅当Jabil向您发送新订单时)
撤单申请通知	系统每24小时(00:00:00 UTC)发布一次, 并附有汇总	您将每天收到此提醒一次 (仅当Jabil将发送撤单申请给您)
撤单等待回复通知	如果供应商在2天内没有回应, 系统将每24小时(00:00:00 UTC)发布一次	您将每天收到此提醒一次 (仅当Jabil向您发送了撤单申请, 您在2天内没有回复时)
订单需求日期和承诺交付日期不匹配通知	系统每24小时(00:00:00 UTC)发布一次, 并附有汇总	您将每天收到一次此提醒, 并且不会重复PO数据
订单需求数量和承诺数量不匹配通知		
缺少订单回复通知		
预计供应天数通知	自动每24小时(00:00:00 UTC)一个汇总, 但不包括重复的信息。	仅适用于ZSM SA - SMI或SMCI 当预计供应天数具有高或中等严重性时触发此通知。
违背承诺的订单通知		当确认的到达日期晚于先前确认的到达日期 (或不承诺), 不符合PO需求日期(延迟), 并且没有来自Jabil的延迟请求时触发此通知。

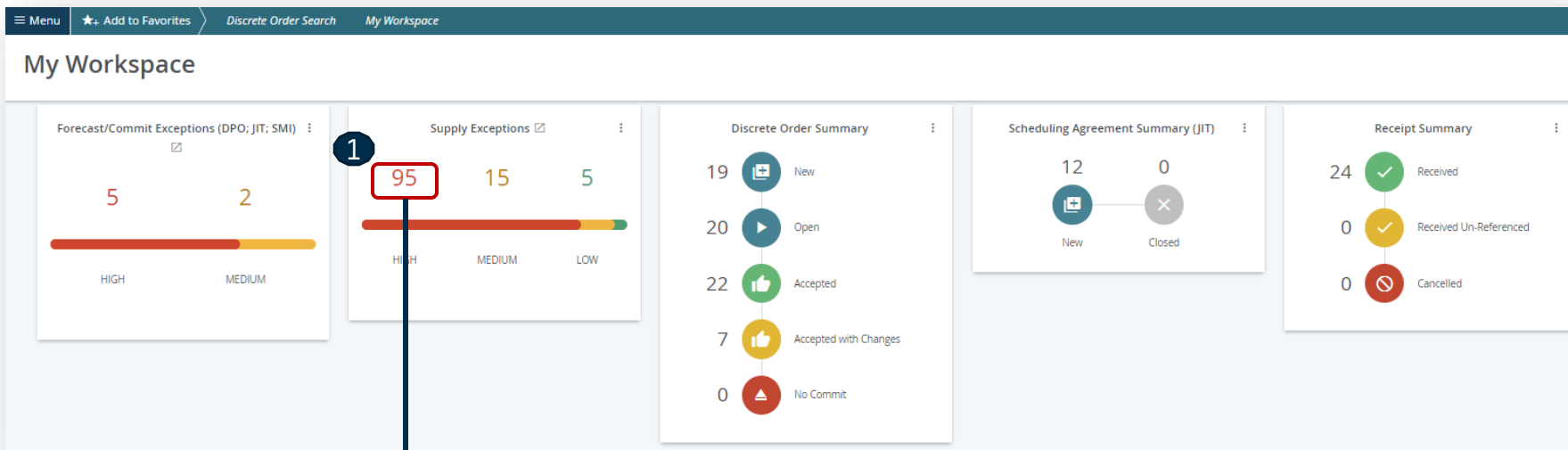
订单的状态转换

开始/结束	新的	开放的	已接受	有变化地接受 (AWC)	不承诺	已关闭	已撤单
初始系统	更改 (捷普)						
新的		>更改 (捷普) >MRP采购员更新	已接受 (供应商)	AWC (供应商)	不承诺 (供应商)	关闭 (捷普)	撤单 (捷普)
开放的		>更改 (捷普) >MRP采购员更新 >撤单回复 (接受/不承诺 - 供应商)	已接受 (供应商)	AWC (供应商)	不承诺 (供应商)	关闭 (捷普)	撤单 (捷普)
不承诺		>更改 (捷普) >MRP采购员更新	已接受 (供应商)	AWC (供应商)	不承诺 (仅后端同步)	关闭 (捷普)	撤单 (捷普)
已接受		>更改 (捷普) >MRP采购员更新	已接受 (仅后端同步)	AWC (供应商)	不承诺 (供应商)	关闭 (捷普)	撤单 (捷普)
有变化地接受 (AWC)		>更改 (捷普) >MRP采购员更新	已接受 (供应商)	AWC (仅后端同步)	不承诺 (供应商)	关闭 (捷普)	撤单 (捷普)
已关闭		更改 (捷普)				关闭 (捷普)	撤单 (捷普)
已撤单		更改 (捷普)				关闭 (捷普)	撤单 (捷普)

每次订单变更都会触发订单项和订单计划项状态在e2open中发生变化

1. 新的状态 > 每个新的订单, 之前没有承诺过
2. 开放的状态 > 每一个我们有数量、交期或价格变化的订单
3. 已接受 > 每一个供应商确认过的订单, 与捷普要求的交期和数量完全一致
4. 有变化地接受 > 每一个确认过的订单, 但没有完全满足捷普要求的交期和数量
5. 已关闭 > 每一个在SAP没有未结数量或采购员已标记交货完成的订单
6. 已撤单 > 采购员在SAP中取消的每一个订单

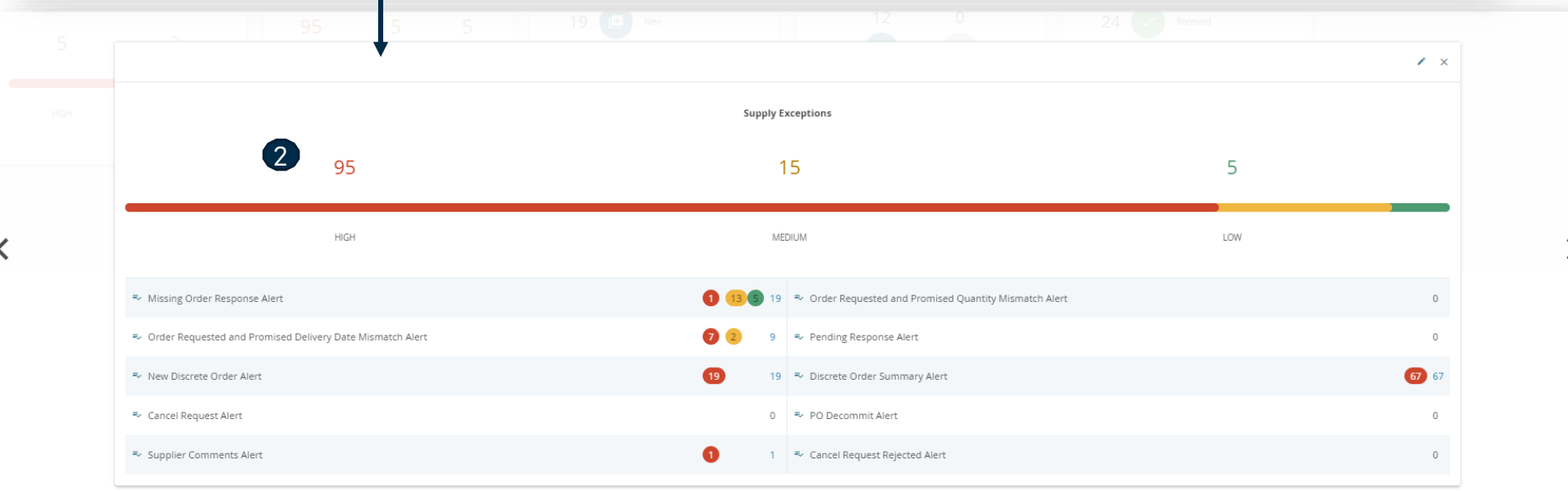
我的工作区



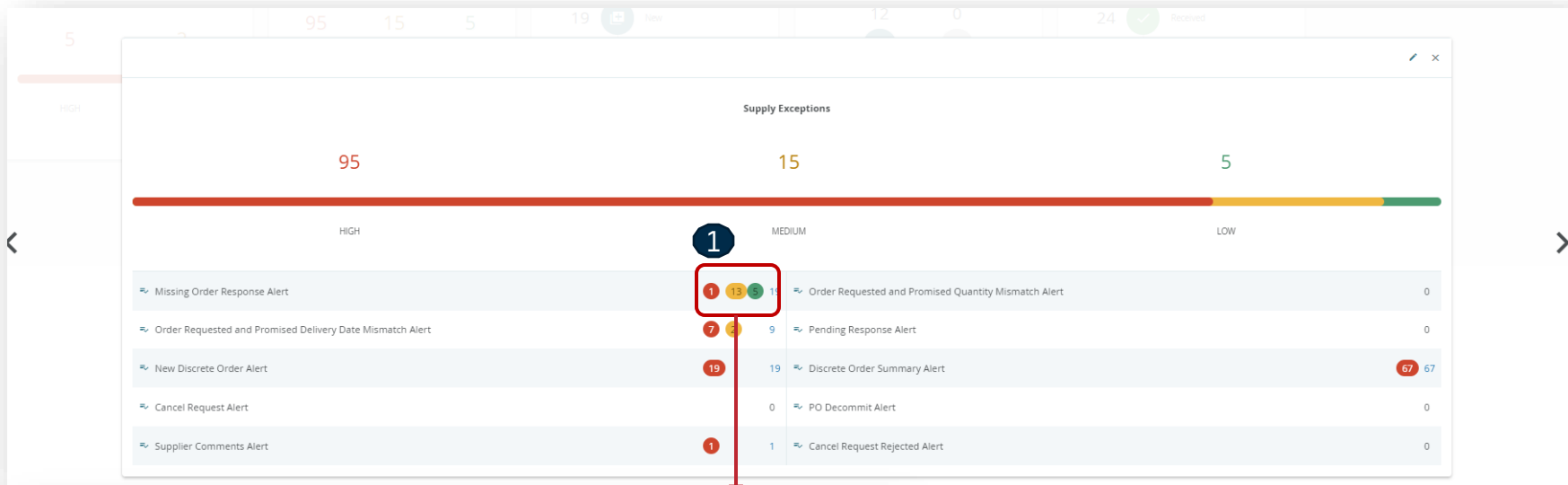
我的工作区为您提供所有订单的概述(按状态分组)或异常摘要。

我的工作区中的数据有超链接。

要查看详细信息, 请单击卡片名称, 例如, 供应异常(1) 以查看符合这些标准的对象列表(2)



我的工作区 - 异常



对象可能有多个异常(计数会更多)。

我的工作区中的数据有超链接。单击所选异常 **(1)** 旁边的数字查看满足这些条件的对象列表。

在新弹出的窗口中，您将看到含有订单编号的**所有异常清单 (2)**。

异常可以从系统内的多个位置访问

- 从菜单
- 从我的工作区。它们是上下文关联的，可单击数字以深入到细节

Discrete Order Schedules Page 1 of 1; 9 Records, 1 Selected

	Purchase Order No.	Line ID	Line State	Schedule ID	Schedule State	Supplier Code	Supplier Name	Jabil Part Number
<input checked="" type="checkbox"/>	1302477836	1	Accepted with Changes	1	Accepted with Changes	0000260326	Test Connections Inc.	ML1159313
<input type="checkbox"/>	1302477836	1	Accepted with Changes	1	Accepted with Changes	0000260326	Test Connections Inc.	ML1159313
<input type="checkbox"/>	1302479714	1	No Commit	1	Accepted with Changes	0000260326	Test Connections Inc.	ML1159313
<input type="checkbox"/>	1302479714	1	No Commit	1	Accepted with Changes	0000260326	Test Connections Inc.	ML1159313
<input type="checkbox"/>	1302479714	1	No Commit	5	Accepted with Changes	0000260326	Test Connections Inc.	ML1159313
<input type="checkbox"/>	1302479738	1	Accepted with Changes	1	Accepted with Changes	0000260326	Test Connections Inc.	ML1159314
<input type="checkbox"/>	1302479732	1	Accepted with Changes	1	Accepted with Changes	0000260326	Test Connections Inc.	1159314
<input type="checkbox"/>	1302479732	1	Accepted with Changes	1	Accepted with Changes	0000260326	Test Connections Inc.	1159314

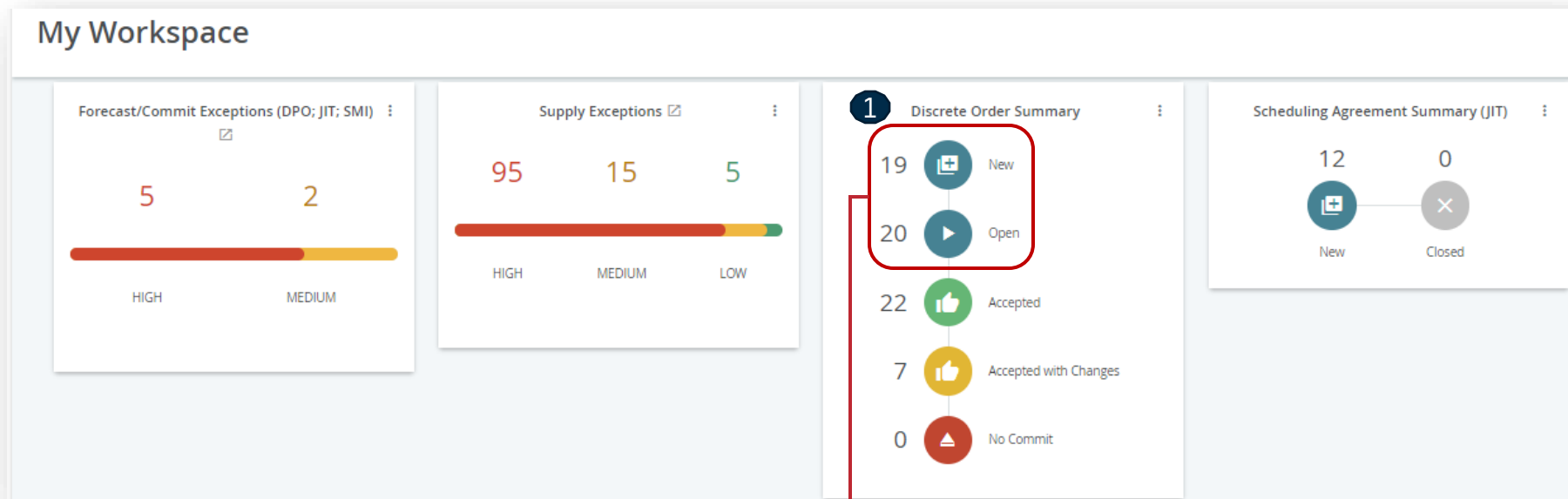
My Workspace

- Filter workflows
- Home
- My Workspace
- Exceptions**
- Supply Collaboration
- Master Data
- Uploads
- Downloads
- My Profile

Supply Exceptions

- Forecast/Commit Exceptions
- Discrete Order
- Discrete Order (Long Tail Partner)
- Email Status (Long Tail)

我的工作区 - 订单确认



我的工作区为您提供所有订单的概述(按状态分组)或异常摘要。

我的工作区中的数据有超链接。

对于PO确认, 请检查具有新的和开放状态的订单 (1)

点击数字或文本查看详细信息, PO列表将在一个新的弹出窗口中打开 (2)

在这里, 您可以通过发布PO承诺数量和到达日期来确认PO, 或者您可以编辑订单以确认分批出货. (3)

有关PO确认流程步骤的更多信息, 请查看第20页的幻灯片。

The screenshot shows the "Discrete Order Schedules" table with the following columns: Purchase Order No., Line ID, Line State, Schedule ID, Schedule State, Supplier Name, Jabil Part Number, Request Qty., Total Received, Open Qty., Promise Qty., Request Date, and Confirmed Arrival Date. A red box highlights the "Promise Qty." and "Confirmed Arrival Date" columns. Below the table, a red box highlights the "Acknowledge", "Edit Promises", and "No Commit" buttons. A red arrow from the "Discrete Order Summary" card points to the table header.

	Purchase Order No.	Line ID	Line State	Schedule ID	Schedule State	Supplier Name	Jabil Part Number	Request Qty.	Total Received	Open Qty.	Pr	Promise Qty.	Request Date	Confirmed Arrival Date
<input type="checkbox"/>	1302477803	1	Open	1	Open	Test Connections Inc.	ML1159314	4,000	0	4,000	1	4,000	2023-02-21:00:00:00	2023-03-20 00:00:00
<input type="checkbox"/>	1302477805	1	Open	1	Open	Test Connections Inc.	ML1159314	6,000	0	6,000	1	6,000	2023-04-25:00:00:00	2023-04-25 00:00:00
<input checked="" type="checkbox"/>	1302477903	1	Open	1	Open	Test Connections Inc.	ML1159314	4,000	0	4,000	1	4,000	2023-05-23:00:00:00	2023-06-05 00:00:00
<input type="checkbox"/>	1302479692	1	Open	1	Open	Test Connections Inc.	ML1159314	8,000	0	8,000	1	8,000	2023-07-25:00:00:00	2023-07-25 00:00:00

新订单和开放订单数据

来自电子邮件通知:请使用链接点击并查看PO详细信息

Jabil - New Discrete Order Alert/新订单通知

donotreply@e2open.com
To: Henriett Bakos

Retention Policy: 5 Year - Retention (5 years) Expires: 2029. 03. 14.

This message was sent with High importance.
If there are problems with how this message is displayed, click here to view it in a web browser.

JABIL

Jabil - New Discrete Order Alert
新订单通知

Supplier Partner,
Jabil has created new purchase orders to review and confirm. To access the order information and respond with delivery confirmation please go to the [LINK and send your reply in the User Interface](#)

供应商小伙伴,
捷普给您下了新的采购订单, 请查看并确认。要访问订单信息并回复交货确认, 请点击 [链接并在用户界面中发送您的回复。](#)

Category	Total
New Discrete Purchase Order Lines	2

[Need Help? Contact support](#)

包含在捷普供应商门户网站链接: <https://www.jabil.com/about-us/supplier.html> 里最新的直接采购条款与条件-采购订单条款与条件-主版本应适用于本电子邮件, 以及捷普通过本电子邮件购买商品或服务所链接或附带的任何文件, 除非被签署的采购协议或双方签署的其他协议所取代。

****JABIL CONFIDENTIAL INFORMATION****
The content of this electronic message shall be deemed Confidential Information and subject to the terms & conditions of the Non-Disclosure Agreement currently in effect between your Company and Jabil, Inc., or any of its affiliates.
** 捷普机密信息 **

新订单和开放订单数据

使用密码登录后，您可以在菜单中搜索数据：

请遵循：菜单>>供应协作>>搜索

设置搜索参数或使用“已保存搜索”

The screenshot shows the application's navigation interface. On the left is a vertical menu with options: Home, My Workspace, Exceptions, Supply Collaboration (highlighted), E2open Analytics, Uploads, Downloads, and My Profile. On the right is a sidebar for 'Discrete Order Search' with sections: Forecast / Inventory (with sub-items: Search Forecast - Open Order Report, Search Forecast - Schedule Agreement JIT, Search Forecast - Schedule Agreement SMI), Discrete Order (with sub-items: Summary, Search, History), Schedule Agreement (JIT) (with sub-items: Summary, Search, History), and Receipt (with sub-items: Summary, Search, History). A red box highlights the 'Search' option under the 'Discrete Order' section.

The screenshot shows the 'Discrete Order Search' form. At the top right, a 'Saved Searches' dropdown menu is highlighted with a red box, showing 'TEST PO Henriett'. Below this is a search form with various input fields: Purchase Order No., Line State (with filters: New, Open, Accepted, Accepted with Changes, No Commit), Customer ID, Customer Description, Supplier Name, Jabil Part Description, Manufacturer Name, Purchasing Group, Material Group, Line ID, Schedule State (with filters: New, Open, Accepted, Accepted with Changes, No Commit), Document Date, Supplier Code, Jabil Part Number, Manufacturer Part Number, Ship To Site, and Schedule Last Modified Date. A 'Search' button is at the bottom left.

开放PO列表将弹出

The screenshot shows a table titled 'Discrete Order Schedules' with 16 columns: Purchase Order No., Line ID, Line State, Schedule, Supplier Name, Jabil Part Number, Request Qty., Total Received, Open Qty., Promise ID, Promise Qty., Request Date, Rescheduling Message, Confirmed Arrival Date, Confirmed Ship Date, Transit Time, Tracking Number, and Supplier Reason Code. The table contains 6 rows of data. The first row is selected, and a blue checkmark is visible in the first column. Below the table are buttons for 'Acknowledge', 'Edit Promises', 'No Commit', 'View History', and 'Reset'.

	Purchase Order No.	Line ID	Line State	Schedule	Supplier Name	Jabil Part Number	Request Qty.	Total Received	Open Qty.	Promise ID	Promise Qty.	Request Date	Rescheduling Message	Confirmed Arrival Date	Confirmed Ship Date	Transit Time	Tracking Number	Supplier Reason Code
<input checked="" type="checkbox"/>	1302210590	1	Accepted with Chang...	1	Test Connections Inc.	ML1159313	100	0	100	1	20	12/19/22:00:00:00	Pull In	01/01/2023 00:00:00	12/25/2022 00:00:00	7	123456789	
<input type="checkbox"/>	1302210590	1	Accepted with Chang...	1	Test Connections Inc.	ML1159313	100	0	100	2	30	12/19/22:00:00:00	Pull In	01/08/2023 00:00:00	MM/DD/YYYY hh:mm:ss	7	12345	
<input type="checkbox"/>	1302210590	1	Accepted with Chang...	1	Test Connections Inc.	ML1159313	100	0	100	3	50	12/19/22:00:00:00	Pull In	01/15/2023 00:00:00	01/08/2023 00:00:00	7	12345	
<input type="checkbox"/>	1302210591	1	Accepted with Chang...	1	Test Connections Inc.	ML1159313	200	0	200	1	150	01/09/2023 00:00:00	MM/DD/YYYY hh:mm:ss	7				
<input type="checkbox"/>	1302210611	1	Accepted with Chang...	1	Test Connections Inc.	ML1159313	100	0	100	1	80	01/17/23:00:00:00	Pull In	01/19/2023 00:00:00	01/12/2023 00:00:00	7	12345678	
<input type="checkbox"/>	1302210611	1	Accepted with Chang...	1	Test Connections Inc.	ML1159313	100	0	100	2	20	01/17/23:00:00:00	Pull In	01/22/2023 00:00:00	01/15/2023 00:00:00	7		

订单-供应商回复

你必须回应新的和开放的订单。

您将有以下选项:

- 认可
- 编辑承诺 - 将承诺数量分成多个承诺日期
- 不承诺

你可以用:

- 用户界面
- Excel模板下载/上传

在填写认可之后>

- 细节会保持不变, 订单状态转换为已接受或
- 如有需要, 更新承诺数量和/或确认到达日期/出货日期, 订单状态转换为有变化地接受

在填写不承诺之后>

- 订单状态转换为不承诺

Discrete Order Schedules Page 1 of 1; 3 Records, 1 Selected

	Purchase Order	Line ID	Line State	Supplier Name	Jabil Part	Request Qty	Total Received Qty	Open Qty.	Promise ID	Promise Qty.	Request Date	Rescheduling	Confirmed Arrival Date	Confirmed Ship Date	Transit Tim	Tracking Number	No Commit Reason Code
<input checked="" type="checkbox"/>	1302477797	1	Accepted with Changes	Test Connections...	ML1159313	200	1,650	50	1	10	2023-01-11:00:...	Pull In	2023-09-10 00:00:00	YYYY-MM-DD hh:mm:...	7	Tracking 1	Quality/Technical Issue
<input type="checkbox"/>	1302477798	1	Accepted with Changes	Test Connections...	ML1159313	2,000	217	1,783	1	11	2023-01-24:00:...	Pull In	2023-09-11 00:00:00	YYYY-MM-DD hh:mm:...	7	Tracking 2	
<input type="checkbox"/>	1302477806	1	Open	Test Connections...	ML1159313	4,000	0	4,000	1	3,000	2023-04-25:00:...	Pull In	2023-07-20 00:00:00	YYYY-MM-DD hh:mm:...	7	12345	Allocation

Acknowledge Edit Promises No Commit View History Reset

Records per page 200

认可

17

编辑承诺

18

不承诺

19

EXCEL上传

20

供应商回复 - 认可

我们需要您对状态**(1)**为**新的**(最近下单但尚未接受)或**开放的**(Jabil更改了订单)的每个订单项的回复。

承诺数量和确认日期是预先填充的, 您可以根据实际情况进行更新

确保**承诺数量(2)=开放数量(3)**(允许承诺数量少于开放数量, 但不允许超过开放数量!)

到达日期(4):如果您无法确认(到达Jabil的日期), 您可以填写**发货日期(5)**并删除预填充的到达日期

注意: 您不需要在文件中填充这两个日期! 系统将根据您提供的发货日期+**运输时间(6)**信息计算到达日期。
在“确认分批出货”的情况下, 请点击“编辑承诺”-详见下一张幻灯片

运单号(7): 如果您已有运单号, 请在“运单号”栏填写此信息

您可以在**供应商的意见**专栏中与Jabil分享任何进一步的消息! **(8)**

Discrete Order Schedules 1 of 1; 28 Records

	Purchase Order No.	Li	Line State	Schedule Stat	Request Qty.	Total Received	Open Qty.	Promise ID	Promise State	Promise Qty.	Unit Of Measure	Request Date	Rescheduling Message	Confirmed Arrival Date	Confirmed Ship Date	Transit Time	Tracking Number	Supplier Comment
<input type="checkbox"/>	1302477799		Open	1 Open	3,000	0	3,000	1	Unconfirmed	3,000	EA	2023-02-25		2023-02-25	YYYY-MM-DD	7		Create
<input type="checkbox"/>	1302479741		Open	2 Open	200	0	200	1	Unconfirmed	200	EA	2023-08-12		2023-08-12	YYYY-MM-DD	7		Create
<input type="checkbox"/>	1302480399		New	1 New	1,500	0	1,500	1	Unconfirmed	1,500	EA	2023-10-17		2023-10-17	YYYY-MM-DD	7		Create

9 Acknowledge Edit Promises No Commit View History Reset

在点击认可后**(9)**, 细节会保持不变, 订单状态转换为已接受. 如有需要, 更新承诺数量和/或确认到达日期/出货日期, 订单状态转换为有变化地接受.

供应商回复 - 编辑承诺

您可以将承诺数量拆分为多个承诺日期:

使用按钮“编辑承诺”(1)系统将弹出新的表格

在这里承诺数量可分为多个承诺日期(确认到达数据)(2).

每个确认项可以有单独的运单号信息 (3) 您也可以在这里编辑

完成订单确认后, 点击保存 (4) 按钮

Discrete Order Schedules Page 1 of 1; 6 Records, 1 Selected

	Purchase C	Li	Supplier Code	Supplier Name	Jabil Part Number
<input checked="" type="checkbox"/>	1302216590	1	0000260326	Test Connections Inc.	ML1159313
<input type="checkbox"/>	1302216590	1	0000260326	Test Connections Inc.	ML1159313
<input type="checkbox"/>	1302216590	1	0000260326	Test Connections Inc.	ML1159313
<input type="checkbox"/>	1302216591	1	0000260326	Test Connections Inc.	ML1159313
<input type="checkbox"/>	1302216611	1	0000260326	Test Connections Inc.	ML1159313
<input type="checkbox"/>	1302216611	1	0000260326	Test Connections Inc.	ML1159313

1 Edit Promises

Discrete Order Schedules

* Denotes required field.

Purchase Order No. 1302216590 Customer ID SAPSTG Supplier Code 0000260326

Buyer Code W81 Buyer Contact -- Bill To --

Line ID 1 Unit Price 1.50000 Price Basis 1

Unit Of Measure EA Schedule ID 1

2

	Request Qty	Promise Qty	Open Qty	Request Date	Confirmed Arrival Date	Confirmed Ship Date	Tracking Number
<input checked="" type="checkbox"/>	100	20	100	12/19/2022	01/01/2023	12/25/2022	123456789
<input checked="" type="checkbox"/>		30			01/08/2023	MM/DD/YYYY	12345
<input checked="" type="checkbox"/>		50			01/15/2023	01/08/2023	12345
<input type="checkbox"/>					MM/DD/YYYY	MM/DD/YYYY	
<input type="checkbox"/>					MM/DD/YYYY	MM/DD/YYYY	
<input type="checkbox"/>					MM/DD/YYYY	MM/DD/YYYY	
<input type="checkbox"/>					MM/DD/YYYY	MM/DD/YYYY	
<input type="checkbox"/>					MM/DD/YYYY	MM/DD/YYYY	
<input type="checkbox"/>					MM/DD/YYYY	MM/DD/YYYY	
<input type="checkbox"/>					MM/DD/YYYY	MM/DD/YYYY	
<input type="checkbox"/>					MM/DD/YYYY	MM/DD/YYYY	
<input type="checkbox"/>					MM/DD/YYYY	MM/DD/YYYY	
<input type="checkbox"/>					MM/DD/YYYY	MM/DD/YYYY	
<input type="checkbox"/>					MM/DD/YYYY	MM/DD/YYYY	
<input type="checkbox"/>					MM/DD/YYYY	MM/DD/YYYY	
<input type="checkbox"/>					MM/DD/YYYY	MM/DD/YYYY	
<input type="checkbox"/>					MM/DD/YYYY	MM/DD/YYYY	

3

4 Save Cancel

在点击编辑承诺之后>
更新承诺数量和/或确认到达日期/出货日期, 拆分出货后, 订单状态转换为有变化地接受

供应商回复 - 不承诺

- 如果您无法满足JABIL的需求 您可以选择“NO COMMIT”作为反馈 (1), 在这种情况下, 您将需要提供未承诺理由, 该理由可以从预定义的下拉列表中选择 (2)
- 在这个情形下, e2open将订单状态转换为不承诺状态(3)

Discrete Order Schedules Page 1 of 1; 2 Records, 1 Selected

	Purchase Order	Line ID	Line State	Request Qty	Total Received Qty	Open Qty.	Promise ID	Promise Qty.	Request Date	Rescheduling	Confirmed Arrival Date	Confirmed Ship Date	Transit Tim	Tracking Number	No Commit Reason Code
<input checked="" type="checkbox"/>	1302479714	1	No Commit	200	20	200	1		2023-08-12:00:...		YYYY-MM-DD hh:mm:ss	YYYY-MM-DD hh:mm:...	7		Quality/Technical Issue
<input type="checkbox"/>	1302479706	1	No Commit	7,000	0	7,000	1		2023-06-20:00:...	Pull In	YYYY-MM-DD hh:mm:ss	YYYY-MM-DD hh:mm:...	7	1234	ECN/MPN change

Acknowledge Edit Promises **No Commit** View History Reset

1

Supply Collaboration > Discrete Order > Discrete Order Summary > Discrete Order List

Search Discrete Orders

Discrete Order Schedules Page 1 of 1; 3 Records

	Purchase Orr	Supplier Cc	St	Line	Line Sta	Sc	Pt	Jabil F
<input type="checkbox"/>	0715570344	0000236789	A...	1	No Commit	1	1	3531F
<input type="checkbox"/>	0715567237	0000236789	A...	1	No Commit	1	1	V397
<input type="checkbox"/>	0715567238	0000236789	A...	1	No Commit	1	1	V397

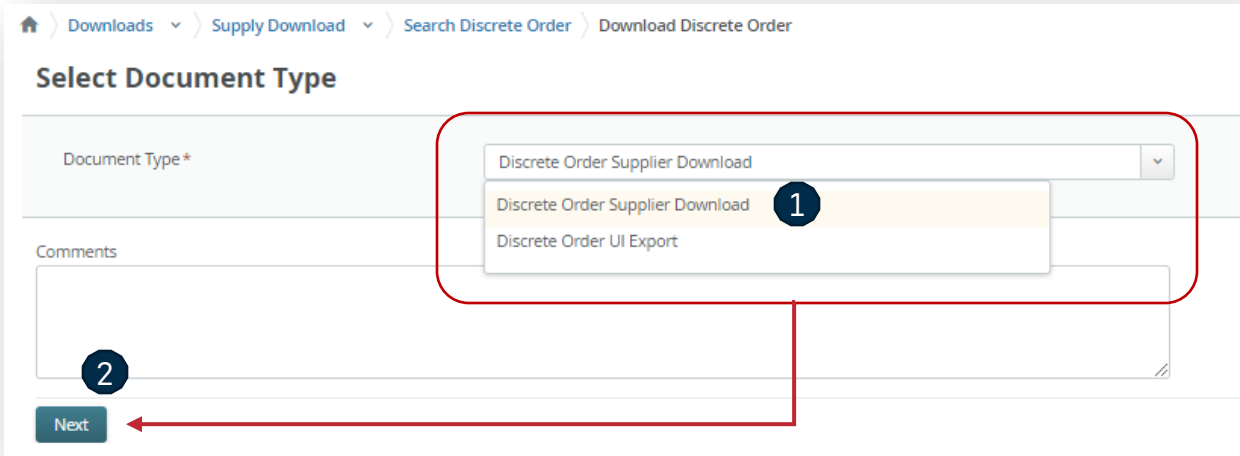
Cancel Response Acknowledge Edit Promises **No Commit** View History Reset

3

ECN/MPN change
Quality/Technical Issue
Incorrect MOQ
Incorrect Price
Capacity problem
Logistic problem
RawMaterial Problem
Allocation
Delivery Date is pending

2

供应商回复 - EXCEL上传

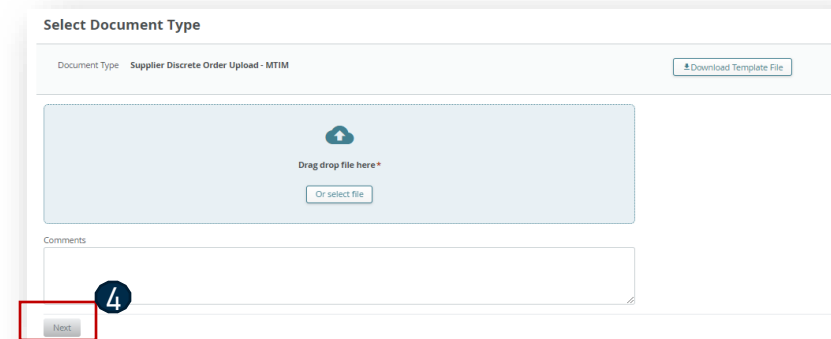
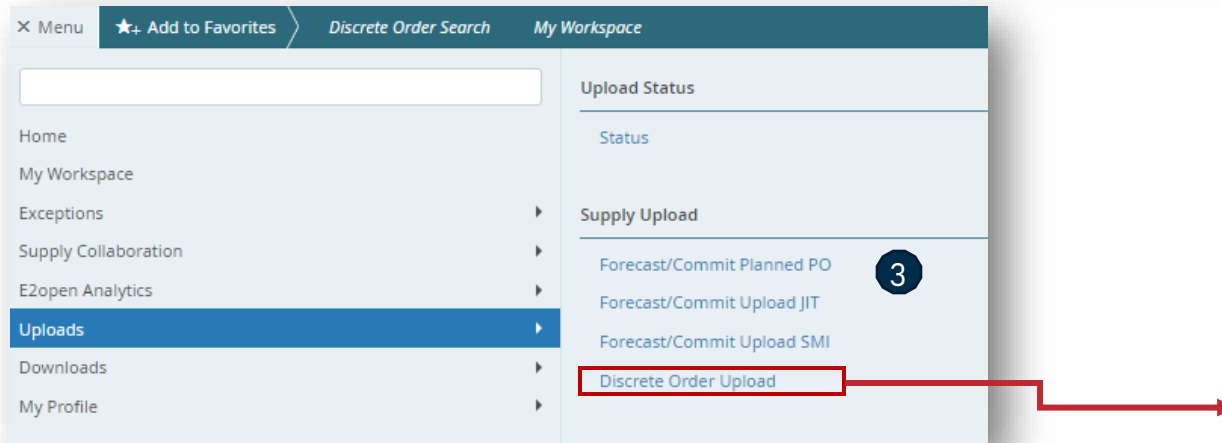


第一步，下载模板

1. 去到菜单>下载>订单.
2. 在“搜索”窗口中输入搜索条件，单击搜索并下载。在下一个屏幕上选择文件类型 (1) 并单击下一步开始下载文件. (2)
 - 供应商下载订单
 - UI导出订单: 请参阅下一张幻灯片中的更多信息
3. 正在下载中。一旦数据下载完成，状态会变为完成。

Step 2. 上传数据

1. 去到菜单>上传>订单上传 (3)
2. 在下一个界面，通过两种方法之一选择保存的Excel文件。单击下一步上传文件. (4)
3. 正在上传中。一旦数据上传完成，状态会变为完成。



使用列表

Search Discrete Orders **2**

Discrete Order Schedules Page 1 of 1; 7 Records, 1 Selected

	Purchase Order No.	Line ID	Line State	Schedule ID	Schedule State	Supplier Code	Supplier Name	Jabil Part Number	Jabil Part Description	Manufacturer Part Number	Manufacturer Name	Request Qty.	Total Received Qty. (Line)	Open Qty.
4	1302477798	1	Open	1	Open	0000260326	Test Connections Inc.	ML1159313	Part Description 1	MPN1234	JABIL	2,000	0	2.0
	1302479741	1	Open	1	Open	0000260326	Test Connections Inc.	ML1159313	Part Description 1	MPN1234	JABIL	100	0	1
	1302479741	1	Open	5	Open	0000260326	Test Connections Inc.	ML1159313	Part Description 1	MPN1234	JABIL	500	0	5
	1302479741	1	Open	2	Open	0000260326	Test Connections Inc.	ML1159313	Part Description 1	MPN1234	JABIL	200	0	2
	1302479741	1	Open	4	Open	0000260326	Test Connections Inc.	ML1159313	Part Description 1	MPN1234	JABIL	400	0	4
	1302479741	1	Open	3	Open	0000260326	Test Connections Inc.	ML1159313	Part Description 1	MPN1234	JABIL	300	0	3
	1302480341 5	1	Open	1	Open	0000260326	Test Connections Inc.	ML1159314	Part Description 2	MPN5678	JABIL	20,000	0	20.0

1 (Horizontal scroll bar)

3 (Records per page: 200)

Acknowledge Edit Promises No Commit View History Reset

5

Discrete Order: 1302480341 - SAPSFX / 0000260326

Purchase Order No. 1302480341	Customer ID SAPSFY	Line State Open
Customer Description Centro 0001	Special Instructions None	Supplier Name Test Connections Inc.
Buyer Email test@jabil.com	Document Date 2023-09-27:09:01:41	Payment Terms ZE30
Incoterms EXW location		

Order Details Receipt Info

Discrete Order Schedules Page 1 of 1; 1 Records, 1 Selected

Line ID	Line State	Schedule ID	Schedule State	Supplier Code	Supplier Name	Jabil Part Number	Jabil Part Description	Manufacturer Part Number
1	Open	1	Open	0000260326	Test Connections Inc.	ML1159314	Part Description 2	MPN5678

Acknowledge Edit Promises No Commit View History Reset

在列表页面上，您可以查看与关键字段相关的所有订单、计划协议或收货

您需要左右滚动以查看所有列 **(1)**

您可以在顶部看到页数和记录总数 **(2)**。

对于多页列表，使用上一页或下一页按钮 **(3)**，或者输入页码并单击跳转以浏览列表 **(3)**

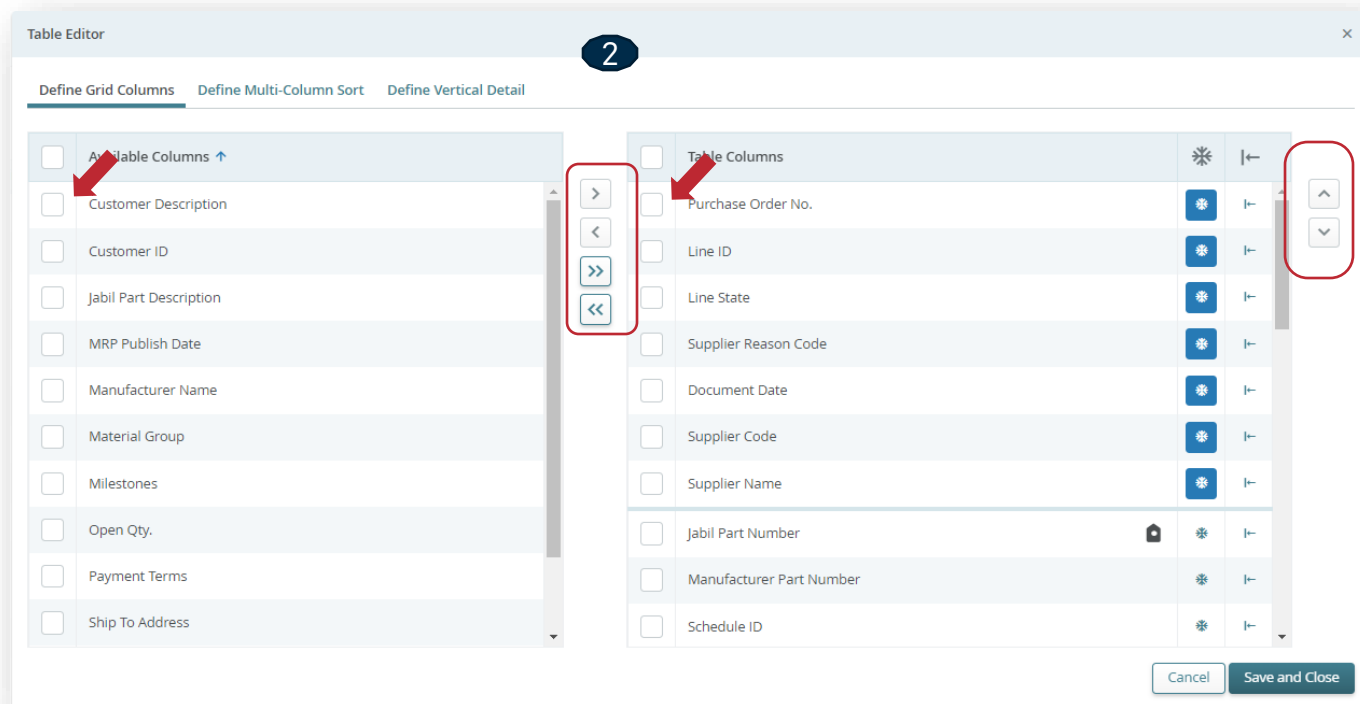
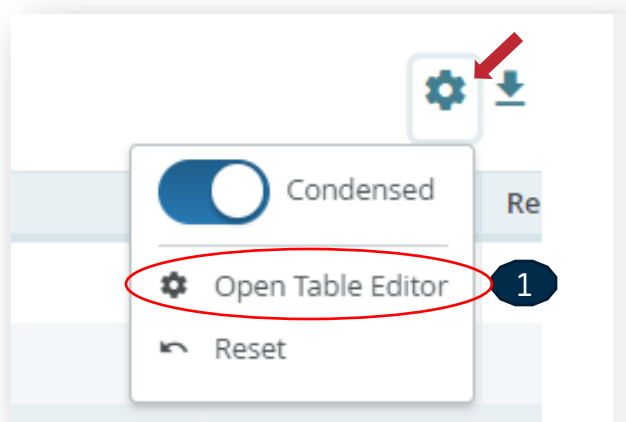
通过单击每行的+/-按钮展开或折叠详细信息。 **(4)**

蓝色文本有超链接，可点击以显示详细信息

单击蓝色对象(订单、收货等)编号，打开该对象的详细信息页面。 **(5)**

使用列表 - 表格编辑器

表格编辑器允许您配置显示在列表中的数据 and 排序顺序



打开表格编辑器 (1) 以显示/隐藏字段.

要在当前页面视图中删除、添加或重新排序列, 请单击所选行旁边的复选框, 然后使用右/左或上/下箭头按钮 (2)

您还可以选择用鼠标上下拖动数据

您也可以用相同的方法直接在列表页面中左右移动数据

供应商回复通过EXCEL上传 - 认可

我们需要您对**状态(1)**为**新的**(最近下单但尚未接受)或**开放的**(Jabil更改了订单)的每个订单项的回复
请填写承诺数量和确认日期以接受订单

- 确保**承诺数量(2)**=**开放数量(3)**(允许承诺数量少于开放数量, 但不允许超过开放数量!)
- **到达日期(4)**:如果您无法确认(到达Jabil的日期), 您可以填写**发货日期(5)**
- **注意**:如果您在文件中保留这两个日期, 系统将根据您提供的**发货日期+运输时间(6)**信息计算并覆盖到达日期。
- **运单号(7)**: 如果您已有运单号, 请在“运单号”栏填写此信息
- 您可以在附件模板中**供应商的意见(8)**专栏与Jabil分享任何备注或信息!

#0	1	2	3	4	5	6	7	11	12	13	14	15	16	17	18	19	20	21	22	23	26	27
#*Purchase Order No.	*Line	Line Sta	*Schedule	Schedule State	Supplier Code	Supplier Name	*Jabil Part Number	*Request Qty.	Received Qty.	Open Qty.	Promise ID	Promise Qty.	Unit Of Measur	*Requested Delivery Date	Rescheduling Message	*Confirmed Arrival Date	Confirmed Ship Date	Transit time	Tracking Number	No Commit Reason Code	Jabil Comment	Supplier Comment
1302477800	1	New	Open	Open	0000260326	Test Connectio	ML1159313	3000,0000	0,0000	3000,0000	1	EA	2023-03-21 00:00:00				7					
1302477803	1	Open	Open	Open	0000260326	Test Connectio	ML1159314	4000,0000	0,0000	4000,0000	1	EA	2023-02-21 00:00:00				7			Capacity problem		
1302477805	1	Open	Open	Open	0000260326	Test Connectio	ML1159314	6000,0000	0,0000	6000,0000	1	EA	2023-04-25 00:00:00				7					
1302477805	2	New	New	New	0000260326	Test Connectio	ML1159314	5000,0000	0,0000	5000,0000	1	EA	2023-05-15 00:00:00				7					
1302477806	1	Open	Open	Open	0000260326	Test Connectio	ML1159313	4000,0000	0,0000	4000,0000	1	300,0000	EA	2023-04-25 00:00:00	Pull In	2023-07-20 00:00:00		7	12345	Allocation		TEST

供应商回复通过EXCEL上传 - 不承诺

如果无法进行订单确认:

将承诺数量和确认日期留空(1)

从下拉列表(2)中选择“不承诺理由”

The screenshot shows an Excel spreadsheet with columns for order details. The following table represents the data visible in the spreadsheet:

#	Purchase Order No.	Line	Line Status	Schedule ID	Schedule Status	Supplier Code	Supplier Name	Jabil Part Number	Request Qty.	Promise ID	Promise Qty.	Unit Of Measu	Requested Delivery Date	Confirmed Arrival Date	Confirmed Ship Date	Transit Time	Tracking Number	No Commit Reason Code	Jabil Comment	Supplier Comment
11	1302477800	1	NoCommit	1	NoCommit	0000260326	Test Connection	ML1159313	3000,0000			EA	2023-03-21 00:00:00			7				

Annotations in the image:

- Red box (1) highlights the ***Promise Qty.** and ***Confirmed Arrival Date** fields.
- Red box (2) highlights the **No Commit Reason Code** dropdown menu, which is open to show options: ECN/MPN change, Quality/Technical, Incorrect MOQ, Incorrect Price, Capacity problem, Logistic problem, RawMaterial Prot, Allocation.
- Red arrows point from the callout box to the highlighted fields and the dropdown menu.

Callout box text: 如果无法承诺 - 请从下拉菜单中选择 不承诺理由!

供应商回复通过EXCEL上传 - 编辑承诺

在“确认分批出货”的情况下:

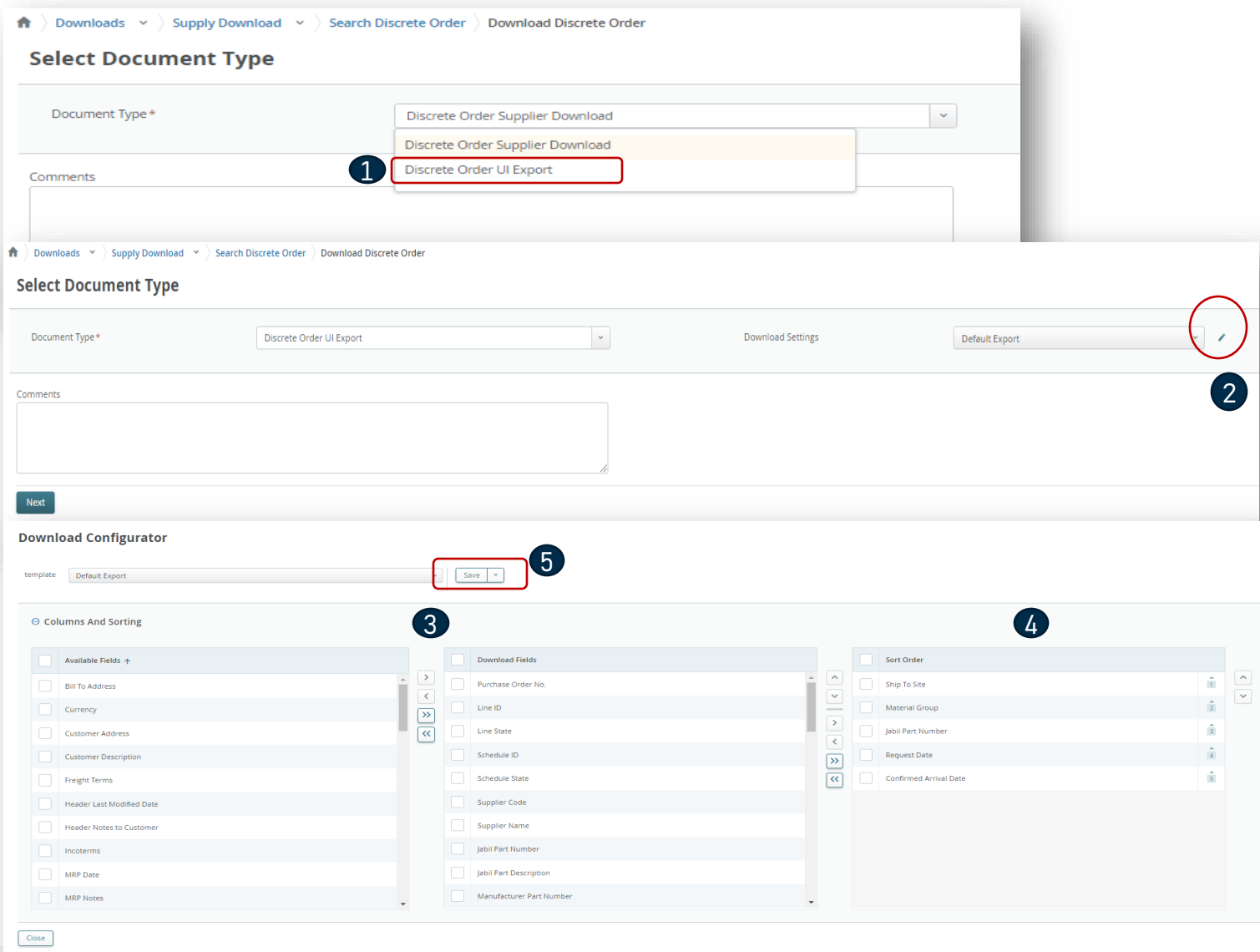
复制PO行(1)并在Excel中添加新行, 在两行中填充承诺数量(2)和确认日期(3)信息

请将承诺项目(4)从1更改为2...

#0 #*Purchase Order No.	1 *Line	2 Line Sta	3 *Schedule ID	4 Schedule Sta	5 *Supplier Code	6 Supplier Name	7 *Jabil Part Number	11 *Request Qty.	14 Promise ID	15 *Promise Qty.	16 Unit Of Measu	17 *Requested Delivery Date	19 *Confirmed Arrival Date	20 Confirmed Shp Date	21 Transit time	22 Tracking Number	23 No Commit Reason Code
1302477803	1	New	1	New	0000260326	Test Connection	ML1159314	4000,0000	1		EA	2023-02-21 00:00:00				7	

#0 #*Purchase Order No.	1 *Line	2 Line Sta	3 *Schedule ID	4 Schedule Sta	5 *Supplier Code	6 Supplier Name	7 *Jabil Part Number	11 *Request Qty.	14 Promise ID	15 *Promise Qty.	16 Unit Of Measu	17 *Requested Delivery Date	19 *Confirmed Arrival Date	20 Confirmed Shp Date	21 Transit time	22 Tracking Number	23 No Commit Reason Code
1302477803	1	New	1	New	0000260326	Test Connection	ML1159314	4000,0000	1	2000,0000	EA	2023-02-21 00:00:00	2023-02-21 00:00:00			7	
1302477803	1	New	1	New	0000260326	Test Connection	ML1159314	4000,0000	2	2000,0000	EA	2023-02-21 00:00:00	2023-03-21 00:00:00			7	

用户界面订单导出



1. 您可以在UI默认布局视图中导出未结订单列表
2. UI导出是可编辑的-在下载此文件之前，您可以在下载配置器中编辑要下载的列
3. 您可以左右移动所选的数据，以在下载文件中可见或不可见
4. 同样，您也可以在这里设置排序
5. 设置完成后，请保存

撤单申请

从电子邮件通知中点击链接查看订单详情

Jabil - Cancel Request Alert

donotreply@e2open.com



Jabil - Cancel Request Alert

Supplier Partner,

At the time of this email, Jabil has requested to cancel an order.

To review these unacknowledged requests and respond please go to the [LINK and send your reply in the User Interface](#)

Category	Total
Cancel Request Alert	1

[Need Help? Contact support](#)

Jabil - Cancel Pending Response Alert

donotreply@e2open.com



Jabil - Cancel Pending Response Alert

Supplier Partner,

At the time of this email, Jabil has requested to cancel an order, and there has been no timely response to the request. To review these unacknowledged requests and respond please go to the [LINK and send your reply in the User Interface](#)

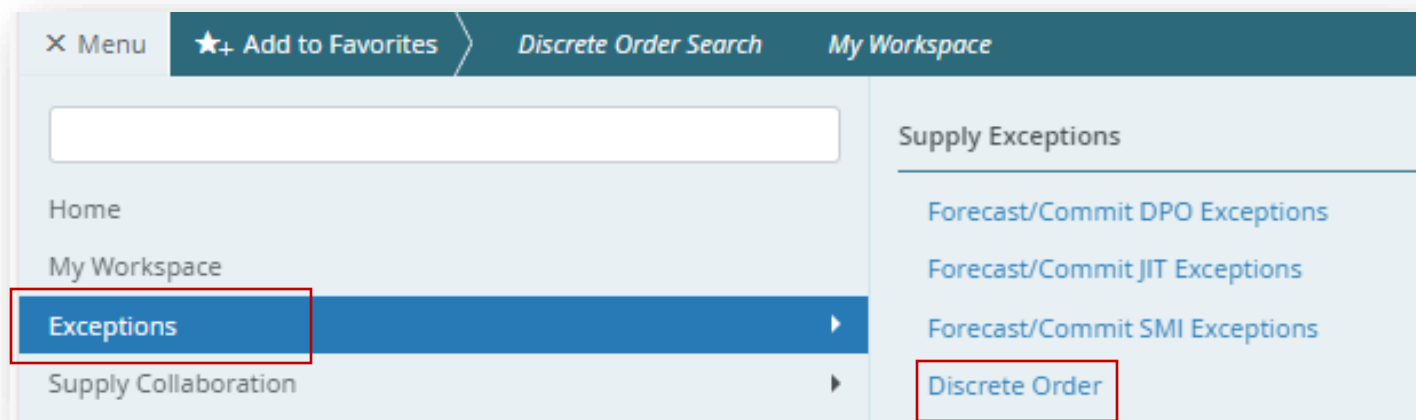
Category	Total
Cancel Pending Response Alert	1

[Need Help? Contact support](#)

撤单申请

使用密码登录后，您可以在菜单中搜索数据：

菜单 >> 异常 >> 订单



点击该号码，将弹出带有取消请求的订单列表

The screenshot shows the 'Discrete Order Problem Summary' page. The table below lists various exceptions and their counts. A red oval highlights the 'Total' column for the first three rows, and another red oval highlights the 'Total' column for the last three rows. A red box highlights the 'Cancel Request Alert' row.

Exception	Total	Exception	Total
Order Requested and Promised Delivery Date Mismatch Alert	9	Discrete Order Summary Alert	0
Order Requested and Promised Quantity Mismatch Alert	0	Cancel Request Alert	2
Cancel Pending Response Alert	0	Supplier Comments Alert	1
Missing Order Response Alert	21	PO Decommit Alert	0
New Discrete Order Alert	21	Cancel Request Rejected Alert	0

撤单申请- 供应商回复

如果有撤单申请，您将需要对该申请作出回应。

在“撤单申请” (1) 列中，可以看到买方的撤单申请

请在下拉列表(2)中将撤单回复类型更新为“同意撤销”或“拒绝撤销”(2) 并使用“认可”按钮(3)进行确认。

Exceptions > Supply Exceptions > Discrete Order Problem Summary > Problem List

Search Discrete Orders Saved Searches: None

Discrete Order Schedules Page 1 of 1; 5 Records, 1 Selected

EDC Cancel Request Alert

	Purchase Order No.	Line ID	Line State	Schedule ID	Confirmed Arrival Date	Confirmed Ship Date	Transit Time	Tracking Number	No Commit Reason Code	Cancel Request	Cancel Response	Jabil Comment	Supplier Comment	Ship To Site
<input checked="" type="checkbox"/>	1302477806	1	Open	1	2023-07-20 00:00:00	YYYY-MM-DD hh:mm:ss	7	12345	Allocation	Cancel		None	Change	PL01
<input type="checkbox"/>	1302477895	1	Open	1	2023-08-22 00:00:00	YYYY-MM-DD hh:mm:ss	7			Cancel		View	Create	PL01
<input type="checkbox"/>	1302477805	1	Open	1	2023-04-25 00:00:00	YYYY-MM-DD hh:mm:ss	7			Cancel		None	Create	PL01
<input type="checkbox"/>	1302477903	1	Open	1	YYYY-MM-DD hh:mm:ss	YYYY-MM-DD hh:mm:ss	7			Cancel		None	Change	PL01
<input type="checkbox"/>	1302479692	1	Open	1	2023-07-25 00:00:00	YYYY-MM-DD hh:mm:ss	7			Cancel		None	Create	PL01

Records per page: 200

3

1

Cancel Response: None

2

- Cancel Accepted
- Cancel Rejected

撤单申请 - 供应商回复通过EXCEL上传

从电子邮件中下载并打开Excel附件

请遵循以下说明，并注意检查和更新必填项。

在Jabil发布了撤单申请的情况下，项目状态和计划项目状态更改为**开放的**(1) 撤单申请为 **= ,撤单'**(2)

撤单回复类型(3): 请在下拉列表中选择 **"同意撤销"** 或**"拒绝撤销"**

如果同意撤销, 请填写**承诺数量(取消数量)**(4) 并确保**承诺(取消数量)数量**小于或等于**开放数量(5)**

如果拒绝撤销 - 也请填写**承诺数量(4)**和**承诺日期(6)**信息!

您可以在**供应商的意见'专栏(7)**向进行备注或向Jabil发送消息!


#0	1	2	3	4	5	6	7	11	12	13	14	15	17	19	20	21	22	23	24	25	26	27
*Purchase Order No.	*Line	Line Sta	*Schedule ID	Schedule St.	*Supplier Code	Supplier Name	*Jabil Part Number	*Request Qty.	Received Qty.	Open Qty.	Promise ID	Promise Qty.	Requested Delivery Date	*Confirmed Arrival Date	Confirmed Ship Date	Transit time	Tracking Num	No Commit Reason Code	Cancel Request	Cancel Response	Jabil Comment	Supplier Comment
1302477798	1	Open	1	Open	0000260326	Test Connectio	ML1159313	2000,0000	1000,0000	1000,0000		1000,0000	2023-01-24 00:00:00	2023-09-11 00:00:00		7	Tracking 2		Cancel	Cancel		
1302477799	1	Open	1	Open	0000260326	Test Connectio	ML1159313	3000,0000	1000,0000	2000,0000		1000,0000	2023-02-21 00:00:00	2023-09-21 00:00:00		7	Tracking 3	RawMaterial Pro	Cancel	Cancel Rejected		Comment 2
1302479714	1	Open	4	Open	0000260326	Test Connectio	ML1159313	400,0000	200,0000	200,0000		400,0000	2023-11-14 00:00:00	2023-09-18 12:00:00		7	Tracking 12		Cancel	Cancel Accepted		

3

Cancel Request	Cancel Response	Jabil Comment
Cancel	Cancel Rejected	
Cancel	Cancel Accepted	
Cancel	Cancel Rejected	

预测计划订单

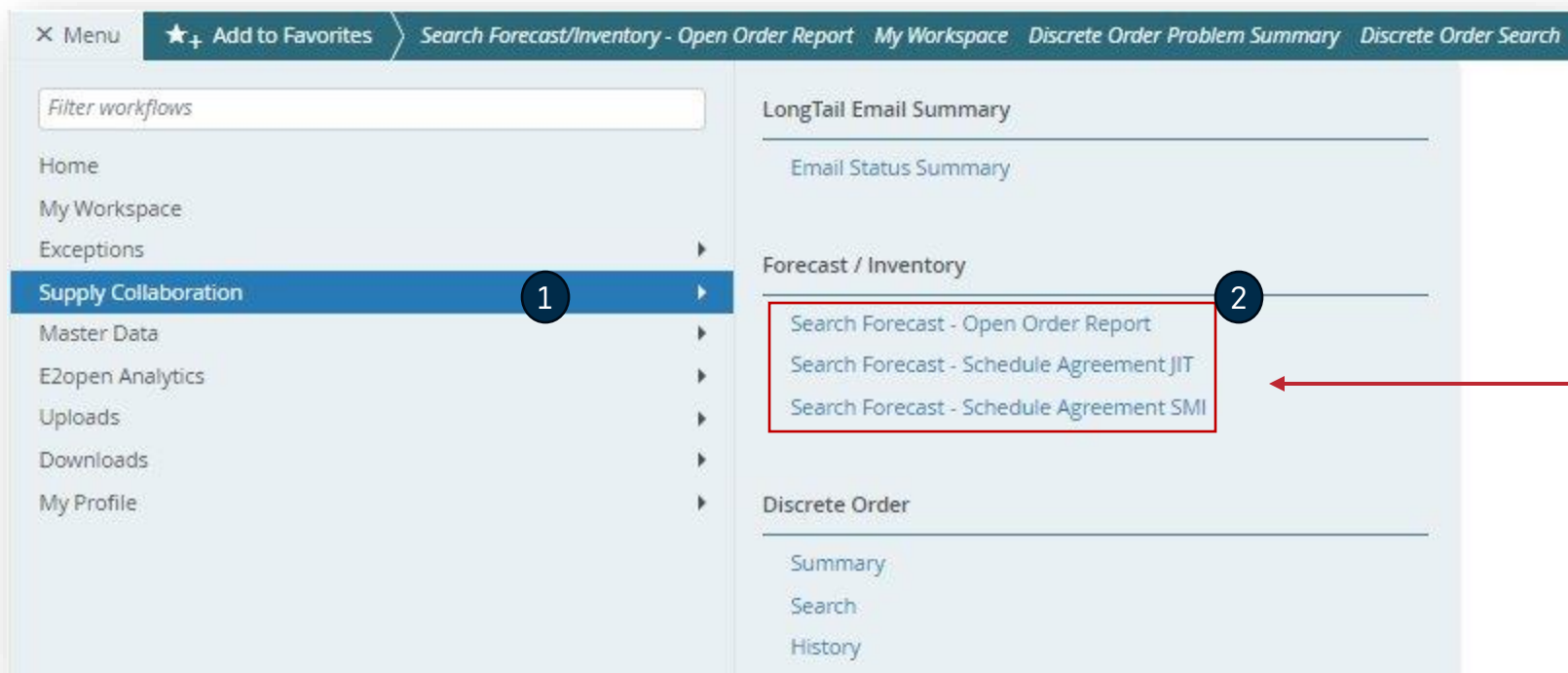
使用来自电子邮件通知的链接查看PO详细信息



预测数据

Jabil正在发送:

- e2open每日更新预测(计划订单+采购申请单)数据
- e2open JIT SA预测项和FC数据每周刷新(每周五晚上)
- SMI SA FC数据基于Jabil工厂、供应商或零件号的不同时间表传输到e2open



预测将以周划分，但可能因供应商而异。

这将为您提供预测的可见性，如果需要，您可以通过承诺来回复。

要打开预测，请导航到：
菜单>供应协作>预测/库存

预测计划订单

导航到:菜单>供应协作>预测/库存>搜索预测 – 打开订单报告以打开预测计划订单, 您也可以在“已保存搜索”选项中使用计划订单过滤器。

The screenshot displays the Jabil system's navigation menu and search interface. The left sidebar shows the 'Supply Collaboration' menu with 'Search Forecast - Open Order Report' highlighted. The main content area shows the search form with various filters. A 'Saved Searches' dropdown menu is open, showing options like 'None', 'Last Search', 'Saved Search', 'Summary Filter FC', and 'TEST FC'. A 'Fcst Planned PO' filter is also visible. Red callout boxes provide instructions: '使用表编辑器添加更多的过滤选项' (Use the table editor to add more filter options) points to the gear icon in the top right, and '预测DPO过滤器自动显示' (Forecast DPO filter automatically displays) points to the 'Fcst Planned PO' filter.

计划订单预测视图

单击“搜索”后，将列出所有DPO协作

您可以选择一个或多个合作进行审查，选择后请点击查看-只有开放订单报告可用

- 预测邮件状态: e2open与供应商最后一次FC通信的日期
- 预测计划总订单: 发给e2open的预测汇总(从前3周到未来3年)-计划采购订单+采购申请数据.
- 承诺计划订单总数: 在此期限内供应商确认的数量
- 预测计划订单日期: 预测被发送到e2open的日期和时间戳
- 承诺计划订单日期: 上次供应商提供的确认

Supply Collaboration > Forecast / Inventory > Search Forecast/Inventory - Open Order Report > Collaboration Selector

Search Saved Searches TEST FC Save Search

Collaboration Selector Page 1 of 1 ; 5 Records

	Jabil Plant Cod	Supplier Co	Supplier Name	Jabil Part Numbe	Buyer Email	Buyer Reviewed Flag	FC Email Status	Total Forecast Planned PO	Total Commit Planned PO	Forecast Planned PO Date	Commit Planned PO Date
<input type="checkbox"/>	PL01	0000260326	Test Connections Inc.	ML1159313	test@jabil.com	0	2024-02-29 16:01:02.129 GMT	17,000	0	2024-03-14 03:40:30	2024-02-29 15:40:31
<input checked="" type="checkbox"/>	PL01	0000260326	Test Connections Inc.	ML1159314	test@jabil.com	0	2024-02-29 16:01:02.129 GMT	143,500	0	2024-03-14 03:40:30	2024-02-29 15:40:31
<input checked="" type="checkbox"/>	CN04	0000260326	Test Connections Inc.	DR4190591-R	DUMMY@JAB...	0	2023-10-09 14:00:19.890 GMT	157,500	0	2024-03-14 03:40:30	
<input type="checkbox"/>	CN04	0000260326	Test Connections Inc.	TESTINGDO119	DUMMY@JAB...	0	2024-01-13 04:01:09.101 GMT	17,546	0	2024-03-14 03:44:19	
<input type="checkbox"/>	CN04	0000260326	Test Connections Inc.	MDD1162048-003...	DUMMY@JAB...	0	2023-12-14 03:00:53.327 GMT	102,000	0	2024-03-14 03:44:19	

Open Order Report View View Buyer Reviewed Unset Buyer Reviewed

Records Per Page 100

多协作视图 (MCV)中的计划订单数据

		Calendar-1: Weekly - 2024-03-11 -- 2026-03-21																								Sum Quantity	
		All bucket dates are in system time.																									
		03/11/24	03/18/24	03/25/24	04/01/24	04/08/24	04/15/24	04/22/24	04/29/24	05/06/24	05/13/24	05/20/24	05/27/24	06/03/24	06/10/24	06/17/24	06/24/24	07/01/24	07/08/24	07/15/24	07/22/24	07/29/24	08/05/24	08/12/24	08/19/24	08/26/24	
Buyer Name																										17,546	
RELEASED																										17,546	
Buyer Email																										0	
DUMMY@JABIL.COM																										0	
Unit of Measure																										0	
EA																										0	
Forecast Date																										0	
20240317																										0	
Material Group																										102	
DRAGER																										0	
Lead Time																										0	
49																										0	
Fcst Planned PO																										17,546	
Fcst Prev Planned PO																										17,546	
Fcst Chng Delta																										0	
Supplier Commit																										0	
Supplier Previous Commit																										0	
Open PO																										0	
Netted Forecast																										102	
Fcst Commit Delta																										0	
Cumulative Forecast																										0	
Cumulative Previous Forecast																										0	

日历
更改日历日期和视图 -> 点击链接(每月或季度视图也可用)

实际数据
数据对应点(PIT) 请点击数字查看PIT详细信息和确切的需求日期信息

1

26,634

第一周数据包括积压需求信息

具体合作属性的详细信息...点击眼睛图标打开完整的列表(1)

数据度量

单击查看Open PO详细信息(逾期包括在内)

- 逾期的需求 总是在本周合并
- 预测数据 是基于MRP
- 总数量: 包括所有需求和订单数据, 基于顶部设置的日历!
- 汇总是基于完整数据计算的, 独立于上端设置的日历视图!
- 净预测计算: 如果PO是在预测发布之后同一天新下的, 则需要从预测计划订单数量中减去订单数量。(预测是每天刷新-PO数据是及时刷新!) 净预测 = 预测计划订单数量 - 预测加载后当天的未结订单数量。

供应商在UI中承诺 - 计划订单

根据发布的预测，您可以为每个预测日期和数量提供承诺日期和数量。
您可以使用以下方式提交：

- 在e2open门户网站
- Excel上传

The screenshot shows the 'Multi-Collab View' interface for a specific collaboration. The table displays forecast data for a weekly period from 12/12/2022 to 12/14/2024. The 'Supplier Commit' row is highlighted with a red box, and the 'Update' button is also highlighted with a red box. Red arrows point to the 'Supplier Commit' cells for 01/16/2023 and 02/06/2023, which are marked with a circled '1'. The 'Update' button is marked with a circled '2'.

			Calendar-1: Weekly - 12/12/2022 -- 12/14/2024									
			12/12/2022	12/19/2022	12/26/2022	01/02/2023	01/09/2023	01/16/2023	01/23/2023	01/30/2023	02/06/2023	02/13/2023
Buyer Name	Fcst Planned PO						100	300		700	350	
Test Buyer	Fcst Prev Planned PO						100	300		700	350	
Buyer Email	Fcst Chng Delta		0	0	0	0	0	0	0	0	0	0
test@jabil.com	Supplier Commit						100			1000		
SA No.	Supplier Previous Commit						100			1000		
Forecast Date	Open PO	1,300		500			200	300	300			
20221215	Netted Forecast		0	0	0	0	0	100	300	0	700	350
JIT Date	Fcst Commit Delta							-100	-300		-700	-350
--	Cumulative Forecast							100	400	400	1,100	1,450
Firm Duration	Cumulative Previous Forecast							100	400	400	1,100	1,450
--												
Manufacturing Name												
--												
Material Group												

要添加承诺，请搜索特定的协作。

- 在“供应商承诺”栏中注明 **特定日期 (1)** 的承诺数量。
- 一旦提供了所有数据，点击“**更新**” (2) 按钮

预测计划协议JIT

使用来自电子邮件通知的链接查看PO详细信息



预测JIT (Just in Time)

导航到:菜单>供应协作>预测/库存>搜索预测-计划协议JIT打开JIT SA预测, 您也可以在“保存搜索”选项中使用过滤器。

The screenshot displays the Jabil system interface. The top navigation bar includes 'Menu', 'Add to Favorites', and several report links. The left sidebar shows a menu with 'Supply Collaboration' highlighted. The main content area shows the 'Forecast / Inventory' section with 'Search Forecast - Schedule Agreement JIT' selected. Below this, the search results page is shown with various filters and a 'Save Search' button. Annotations include:

- A red box around 'Search Forecast - Schedule Agreement JIT' in the sidebar.
- A red box around the 'Save Search' button and its dropdown menu, with a callout: "使用表编辑器添加更多的Filter选项" (Use the table editor to add more filter options).
- A red box around the 'Forecast JIT Download' and 'Firm JIT Download' buttons, with a callout: "Forecast JIT filter displayed automatically" (Forecast JIT filter displayed automatically).

JIT SA 预测视图

单击“搜索”后，将列出所有JIT SA协作
您可以选择一个或多个协作进行审查，选择后请单击查看-只有计划协议JIT视图可用

- 预测邮件状态: e2open与供应商最后一次FC通信的日期
- 总预测JIT: 这是发给e2open的预测汇总(从过去3周到未来3年)
- 总承诺JIT: 在这段时间内确认的数量
- 预测JIT日期: 预测被发送到e2open的确切日期和时间戳.
- 承诺JIT日期: 上次提供确认信息的时间

Search Forecast/Inventory - Open Order Report My Workspace Discrete Order Problem Summary Discrete Order Search

Supply Collaboration Forecast / Inventory Search Forecast/Inventory - Schedule Agreement JIT Collaboration Selector

Search Saved Searches None Save Search

Collaboration Selector Page 1 of 1 ; 1 Records

Customer	Jabil Plant Code	Supplier Code	Supplier Name	Purchasing Group	Material Group	Buyer Name	Buyer Email	Buyer Reviewed Flag	FC Email Status	Total Forecast JIT	Total Commit JIT	Forecast JIT Date	Commit JIT Date
SAPSTG	PL01	0000260326	Test Connections Inc.	W81	JABIL	Test Buyer	test@jabil.com	1	2024-02-29 16:01:44.437 GMT	4,138,000	0	2024-03-08 22:59:16	2024-02-29 15:43:46

Scheduling Agreement JIT View View Buyer Reviewed Unset Buyer Reviewed

Records Per Page 100

多协作视图 (MCV) 中的SA- JIT数据

计划协议JIT报告为用户提供了JIT预测、JIT固定项、供应商承诺的视图



日历
更改日历日期和视图 -> 点击链接
(每月或季度视图也可用)

实际数据
数据对应点(PIT) 请点击数字查看PIT详细信息和确切的需求日期信息

第一周数据包括积压需求信息

具体合作属性的详细信息...点击眼睛图标打开完整的列表 (1)

单击数字打开SA的详细信息列表

- 预测JIT 基于SA需求日期的总预测订单数量.
- JIT固定项 基于SA需求日期固定的总订单数量.
- 先前FC JIT: 上一周期JIT预测, 每周一存档.
- 先前Firm JIT: 上一周期JIT固定数量, 每周一存档
- **出货承诺:** 供应商提供的出货数量.
- **ATP JIT:** 可承诺量: 供应商在需求变化的情况下准备的可发货数量信息
- **汇总数量:** 基于上端设置的日历视图中所有需求和PO数据
- 汇总是基于完整数据计算的, 独立于上端设置的日历视图!

根据预测采取行动 - 供应商的承诺 - 计划协议

要添加承诺, 请使用**搜索**菜单查询特定的协作

在“出货承诺”字段中填写 **特定日期 (1)**的数量

使用ATP JIT字段, 您可以选择与Jabil共享您**可用的物料库存 (2)**

一旦提供了所有数据, 点击**“更新”(3)** 按钮

The screenshot displays the 'Multi-Collab View' interface for a 'Scheduling Agreement JIT View'. The table shows data for a specific collaboration (PL01 // 0000260326 // ML1159315) across a weekly calendar from 12/12/2022 to 01/30/2023. The table includes columns for 'Forecast JIT', 'Firm JIT', 'Forecast JIT Prev', 'Firm JIT Prev', 'Ship Commit', and 'ATP JIT'. Annotations are present: '1' points to the 'Ship Commit' cell for 12/19/2022; '2' points to the 'ATP JIT' cells for 01/16/2023 and 01/23/2023; and '3' points to the 'Update' button at the bottom left.

		Calendar-1: Weekly - 12/12/2022 -- 12/14/2024							
		12/12/2022	12/19/2022	12/26/2022	01/02/2023	01/09/2023	01/16/2023	01/23/2023	01/30/2023
<input checked="" type="checkbox"/>	PL01 // 0000260326 // ML1159315								
Buyer Name	Forecast JIT	0				100	100	100	
Test Buyer	Firm JIT	800	100						
Buyer Email	Forecast JIT Prev					100	100	100	
test@jabil.com	Firm JIT Prev		100						
SA No.	Ship Commit	100							
1303031805	ATP JIT					100	100		
Forecast Date									
--									
JIT Date									

Update **Reset**

MCV视图中的计划协议列表

- 您可以单击MCV中相应的超链接来查看下面相关的SA列表.
- 通过单击右上角的箭头图标, 您可以将所有数据下载到Excel文件中

固定SA明细

Scheduling Agreement Schedules Page 1 of 1; 3 Records

	⊕	Sched. Agreement ID ↑	Line ID	Firm Indicator	Schedule ID	Schedule State	Supplier Code	Supplier Name	Jabil Part Number	Jabil Part Description	Manufacturing Part Number	Manufacturer Name	Request Qty.	Unit Of Measure	Request Date
<input type="radio"/>	⊕	1303032323	1	1	116	New	0000260326	Test Connections Inc.	ML1159315	Part Description 3	MPN9101	JABIL	200,000	EA	2024-01-23
<input type="radio"/>	⊕	1303032323	1	1	117	New	0000260326	Test Connections Inc.	ML1159315	Part Description 3	MPN9101	JABIL	238,000	EA	2024-02-20
<input type="radio"/>	⊕	1303032323	1	1	118	New	0000260326	Test Connections Inc.	ML1159315	Part Description 3	MPN9101	JABIL	400,000	EA	2024-03-26

查看固定订单指示

单击将列表下载到Excel中

View History

Records per page 200

预测SA明细

Back to Collaboration View Order Schedule List

Scheduling Agreement Schedules Page 1 of 1; 7 Records

	⊕	Sched. Agreement ID ↑	Line ID	Firm Indicator	Schedule ID	Schedule State	Supplier Code	Supplier Name	Jabil Part Number	Jabil Part Description	Manufacturing Part Number	Manufacturer Name	Request Qty.	Unit Of Measure	Request Date
<input type="radio"/>	⊕	1303032323	1		119	New	0000260326	Test Connections Inc.	ML1159315	Part Description 3	MPN9101	JABIL	500,000	EA	2024-04-23
<input type="radio"/>	⊕	1303032323	1		120	New	0000260326	Test Connections Inc.	ML1159315	Part Description 3	MPN9101	JABIL	600,000	EA	2024-05-21
<input type="radio"/>	⊕	1303032323	1		121	New	0000260326	Test Connections Inc.	ML1159315	Part Description 3	MPN9101	JABIL	700,000	EA	2024-06-25
<input type="radio"/>	⊕	1303032323	1		122	New	0000260326	Test Connections Inc.	ML1159315	Part Description 3	MPN9101	JABIL	800,000	EA	2024-07-23
<input type="radio"/>	⊕	1303032323	1		123	New	0000260326	Test Connections Inc.	ML1159315	Part Description 3	MPN9101	JABIL	400,000	EA	2024-10-22
<input type="radio"/>	⊕	1303032323	1		124	New	0000260326	Test Connections Inc.	ML1159315	Part Description 3	MPN9101	JABIL	500,000	EA	2025-10-21
<input type="radio"/>	⊕	1303032323	1		125	New	0000260326	Test Connections Inc.	ML1159315	Part Description 3	MPN9101	JABIL	900,000	EA	2030-10-22

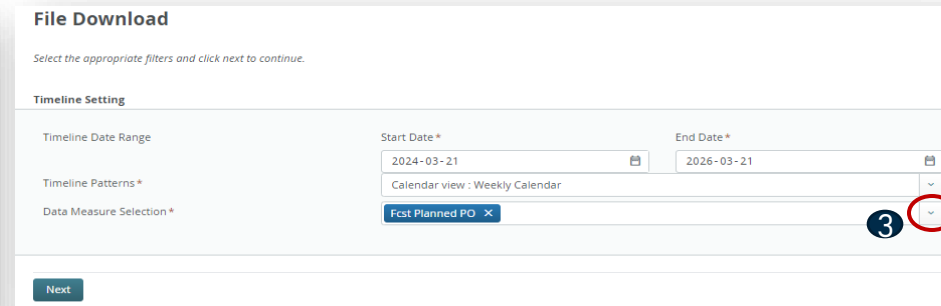
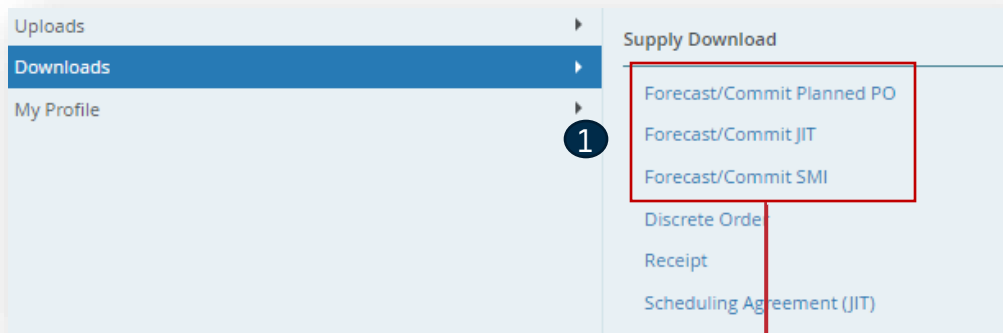
View History

Records per page 200

供应商预测承诺- Excel下载

导航到“菜单>下载>选择要下载的对象” (1) 选择文档类型 (2)

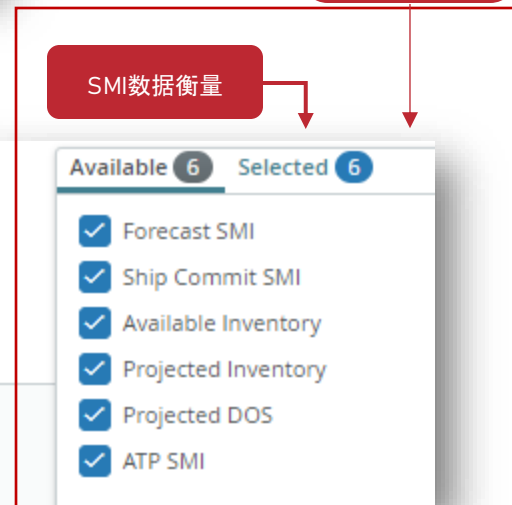
在选择FC类型之后，默认数据度量已经由E2open填充，但是您可以通过单击箭头图标下载文件来添加更多或进行更改 (3)



请查看单独的 SMI培训以获取更多信息!



- 预测下载和承诺下载包含垂直视图中的FC数据
- 预测/承诺下载包含水平视图中的FC数据



供应商预测承诺- Excel下载

File Download

Select the appropriate filters and click next to continue.

Timeline Setting

Timeline Date Range

Start Date* 2024-03-15 End Date* 2026-03-15

Timeline Patterns* Calendar view : Weekly Calendar

Data Measure Selection* Fcst Planned PO x Supplier Commit x

Next 2

- 您也可以更改时间线模式 (1)
- 完成所有选择后, 单击下一步 (2)
- 您可以选择**保存的过滤器** (3) 或单击“编辑过滤器” (4) 以添加更多搜索参数并自定义首选项, 然后单击“搜索” (5)

Calendar view : Weekly Calendar

Calendar view : Weekly Calendar

Hybrid view : 4 weeks of daily buckets and 48 weeks (Monday)

Hybrid view : 60 months (Monday)

Search

Search Tip: Enter data values in one or more of the search fields to view all collaborations which match that criteria. Note that the search is case sensitive.

Customer Supplier Code 0000260326 x

Customer Description Supplier Name

Jabil Part Number Jabil PN Description

Manufacturing Name Jabil Plant Code PL01 x

Supplier Site Customer Site Description

Supplier Site Description Global Customer Id Cust

Data Existence Filter

From (GMT) To (GMT)

YYYY-MM-DD YYYY-MM-DD

Saved Searches TEST FC Save Search

Edit filters

Reset

Search Reset

下载-菜单-预测

开始处理

i Acknowledgment - Request successfully issued. Page will automatically refresh in 10 seconds.

Job List Total 1 records - Page 1 of 1

	Document Type	File Name	Status	Creation Time (UTC)	Completion Time (UTC)	User Name	Role Name	Comments
1	Forecast Download	MTIMForecast.xlsx	Queued	2024-03-21:16:26:15		henriett_bakos@jabil.com-jabil	MTIM Buyer Global: SAPSFX	

处理完成

Click the blue text to open the report

i Request Complete. Click on the file name or status for details.

Job List Total 1 records - Page 1 of 1

	Document Type	File Name	Status	Creation Time (UTC)	Completion Time (UTC)	User Name	Role Name	Comments
1	Forecast Download	MTIMForecast.xlsx	Completed	2024-03-21:16:26:15	2024-03-21:16:26:17	henriett_bakos@jabil.com-jabil	MTIM Buyer Global: SAPSFX	

供应商预测承诺- Excel上传

步骤1

1. 预测承诺Excel上传-请先从菜单中下载承诺下载数据:
 - 菜单>下载>供应下载>预测承诺或预测承诺JIT >承诺下载
2. 在接下来的步骤中, 请检查下载文件中的数据:数量和日期, 如果需要, 请更正
3. 修改承诺类型(3)列的值, 如下所示:
 - ConsumptionForecast改成 **ConsumptionCommit**
 - JITCurrForecast改成 **ATPJIT**
 - JITFirmCurrForecast改成 **ConsumptionCommitSA**

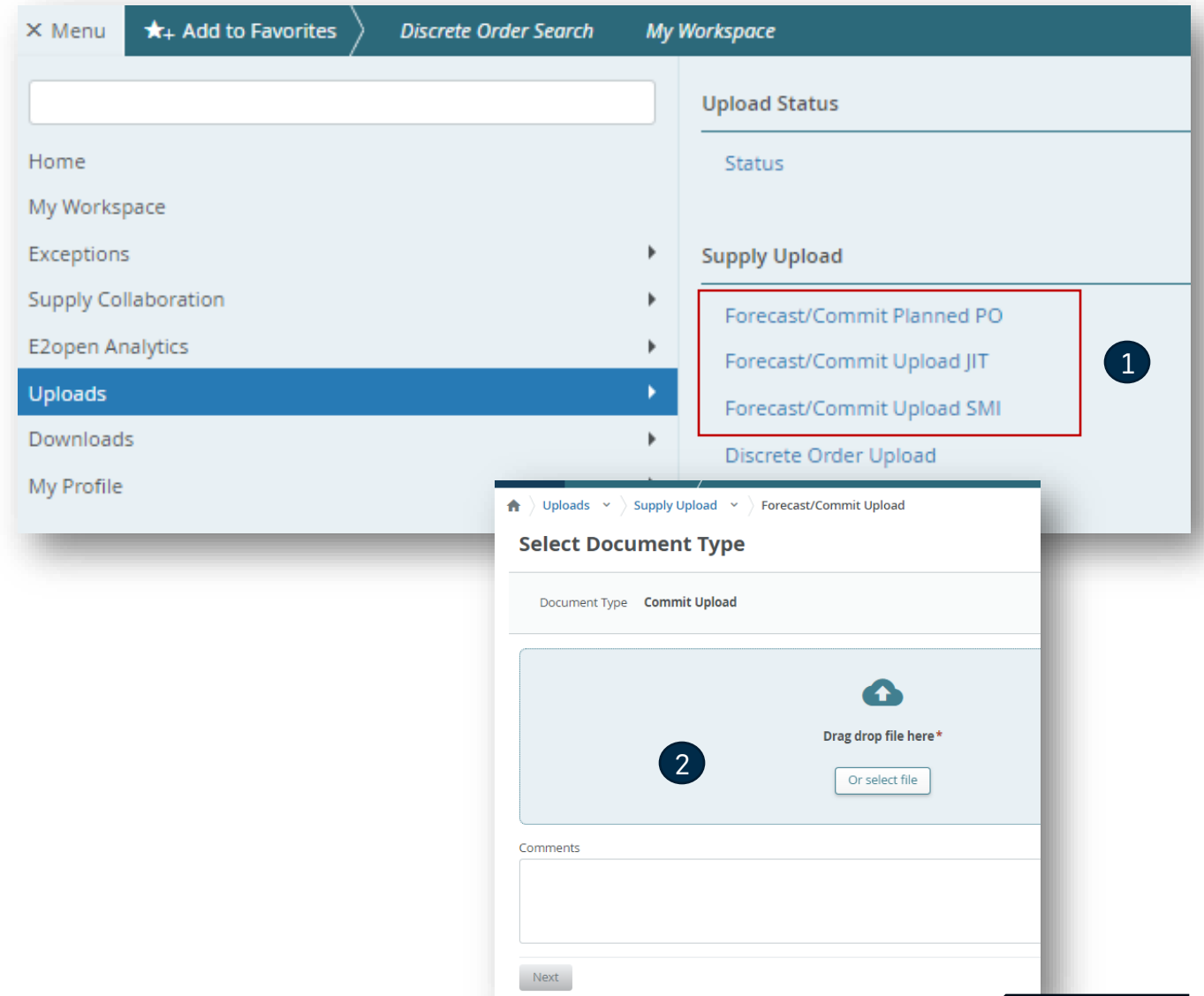
#0 #*Customer ID	1 *Supplier Code	2 *Jabil Part Number	3 *SAP Part Number	4 *Jabil Plant Code	5 *Supplier Site Code	6 3 *Commit Type	7 *Quantity	8 *Date	9 Flex String PIT 1	10 Flex String PIT 2	11 Manufacturing Part Number
SAPSTG	0000236789	V39710-W1400-B500\$	V39710-W1400-B500\$	HU08	0000236789	Consumption Forecast	4400	2024-09-25 00:00:00			APXS002A0X-SRZ
SAPSTG	0000236789	V39710-W1400-B500\$	V39710-W1400-B500\$	HU08	0000236789	Consumption Forecast	4400	2024-10-09 00:00:00			APXS002A0X-SRZ
SAPSTG	0000236789	V39710-W1522-B500\$	V39710-W1522-B500\$	HU08	0000236789	Consumption Forecast	4200	2024-06-12 00:00:00			PVX006A0X3-SRZ
SAPSTG	0000236789	V39710-W1522-B500\$	V39710-W1522-B500\$	HU08	0000236789	Consumption Forecast	4200	2024-10-02 00:00:00			PVX006A0X3-SRZ

供应商预测承诺- Excel上传

步骤2. 上传数据

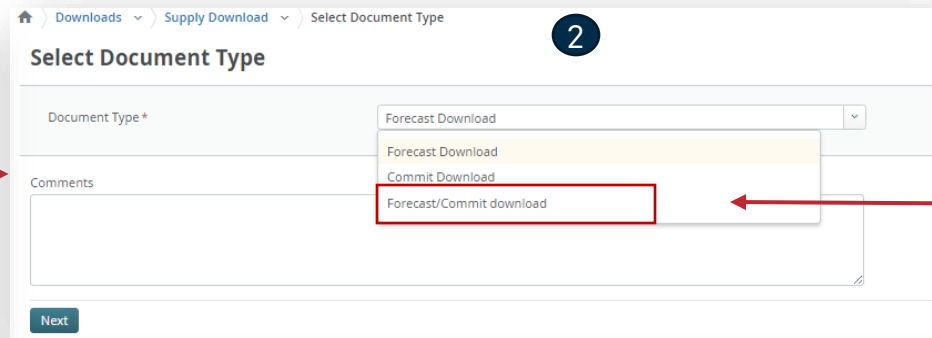
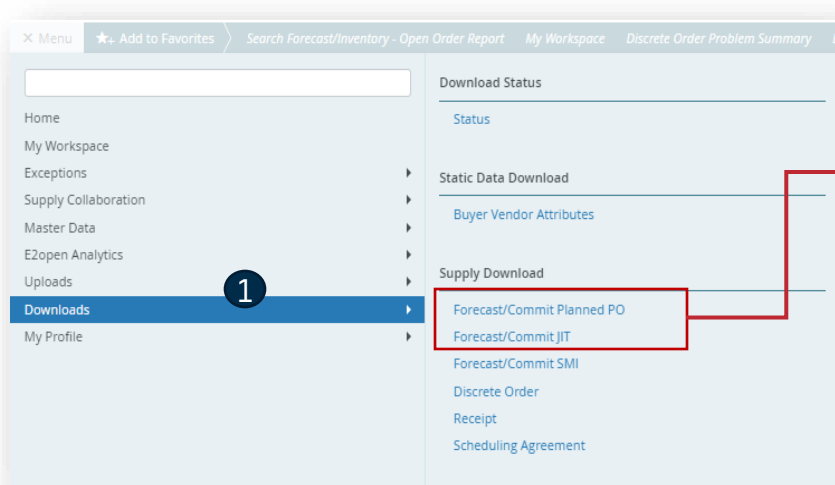
1. 导航到:菜单>上传>供应上传并选择您的FC模型文件上传 (1).
2. 通过以下两种方法之一选择已保存的Excel文件。单击下一步上传文件 (2).
3. 正在上传.

上传文件后, 状态变为**完成**.

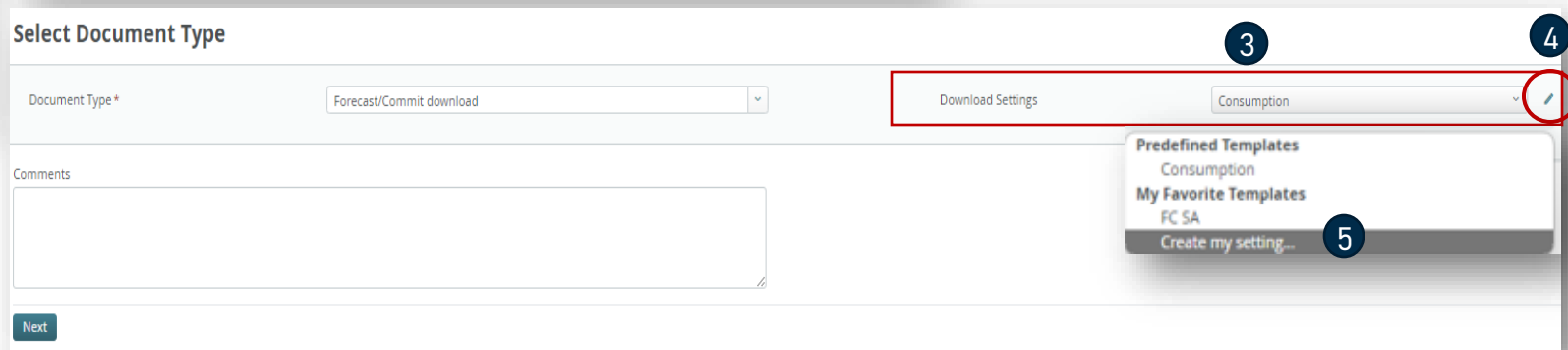


下载 - 预测和承诺

- 导航到:菜单>下载**(1)**，然后选择:
 - DPO是预测/承诺计划订单 或 JIT SA是预测/承诺JIT
- 选择文档类型预测/承诺下载 **(2)**
- 在位于右上端的下载设置菜单中打开默认模板 **(3)** 或者你可以使用铅笔图标来更新现有的模板，或者你可以通过点击“创建我的设置”来创建一个新的模板 **(5)** 打开下载配置器并设置您的首选列/排序和数据



选择预测/承诺下载包含FC数据的水平视图



下载配置器 - 区域

- 在下载配置器中国, 您可以选择创建和自定义允许您下载预测和承诺数据的模板. 这些模板也可以保存以备将来使用. 要添加筛选器, 只需从可用列表中选择它, 然后单击箭头将其移动到下载区域中 **(1)**.
- 如果要删除筛选器, 请从下载区域中选择它, 然后单击箭头将其移回可用列表 **(2)**.
- 若要更改顺序排序, 请从下载区域中选择任何数据, 并用箭头将其移动到排列性顺序中. 然后可以使用右侧的箭头上下移动所选数据并更改排序顺序. 或者, 您也可以鼠标拖动和移动所选数据. **(3)**

Downloads > Supply Download > Select Document Type

Download Configurator

template: FC SA Save

Columns And Sorting

Available Fields	Download Fields	Sort Order
<input type="checkbox"/> Available Fields ↑	<input type="checkbox"/> Download Fields	<input type="checkbox"/> Sort Order
<input checked="" type="checkbox"/> SA No.	<input type="checkbox"/> Customer	<input type="checkbox"/> Customer
	<input checked="" type="checkbox"/> Supplier Code	<input type="checkbox"/> Supplier Code
	<input type="checkbox"/> Jabil Plant Code	<input type="checkbox"/> Jabil Plant Code
	<input type="checkbox"/> Jabil Part Number	<input checked="" type="checkbox"/> Jabil Part Number
	<input type="checkbox"/> Supplier Site	<input type="checkbox"/> Jabil Part Number
	<input type="checkbox"/> SAP Part Number	

下载配置器 - 数据度量

- 在下载配置器中，您可以添加或删除数据度量 (1) 您也可以改变时间线设置 (2).
- 以新名称保存设置，以后下载时也可以自动使用 (3)

The screenshot displays the 'Download Configurator' interface. It is divided into two main sections: 'Data Measures' and 'Timeline Settings'.
1. **Data Measures:** This section is split into two panes. The left pane, titled 'Available Data Measures', contains a list of metrics such as 'Cumulative Forecast', 'Cumulative Previous Forecast', and 'Firm JIT Prev'. A red arrow points from the 'Cumulative Forecast' item to the right pane. The right pane, titled 'Data Measures', shows the selected metrics: 'Forecast JIT Download' and 'ATP JIT'. A red box highlights the '+' and '-' buttons between the panes, with another red arrow pointing from the '+' button to the right pane.
2. **Timeline Settings:** This section includes input fields for 'Relative Start Days (e.g. -1)', 'Relative End Days (e.g. 1)', a dropdown for 'Based On' (set to 'Current Day'), and a dropdown for 'Timeline Patterns'. A red arrow points from this section towards the 'Save' button in the bottom right.
3. **Save Options:** A 'Save' button is located in the bottom right corner. A red arrow points from it to a dropdown menu that is open, showing options: 'Update "FC SA"', 'Save As New Setting', and 'Save'.

下载 - 预测 & 承诺

创建模板后，可以继续设置搜索条件并单击search

Downloads > Supply Download > Select Document Type > Select Data Measure > Filter Collab To Download

Search

Search Tip: Enter data values in one or more of the search fields to view all collaborations which match that criteria. Note that the search is case sensitive.

Customer:

Customer Description:

Jabil Part Number:

Manufacturing Name:

Supplier Site:

Supplier Site Description:

Supplier Code: 0000260326

Supplier Name:

Jabil PN Description:

Jabil Plant Code: PLO1

Customer Site Description:

Global Customer Id Cust:

Data Existence Filter:

From (GMT): YYYY-MM-DD To (GMT): YYYY-MM-DD

Search Reset

开始处理

Job List Total 1 records - Page 1 of 1

Document Type	File Name	Status	Creation Time (UTC)	Completion Time (UTC)	User Name	Role Name	Comments
Forecast/Commit download	MTIMItems_Inventory.xlsx	In Process	2024-03-15:14:29:53		henriett_bakos@jabil.com-jabil	MTIM Buyer Global: SAPSTG	

处理完成-单击文本打开报告

Job List Total 1 records - Page 1 of 1

Document Type	File Name	Status	Creation Time (UTC)	Completion Time (UTC)	User Name	Role Name	Comments
Forecast/Commit download	MTIMItems_Inventory.xlsx	Completed	2024-03-15:14:29:53	2024-03-15:14:29:54	henriett_bakos@jabil.com-jabil	MTIM Buyer Global: SAPSTG	

Next Steps

访问我们的供应商门户网站获取更多信息:

<https://www.jabil.com/about-us/supplier/supplier-collaboration.html>

[回大纲](#)

JABIL

JABIL

**MADE POSSIBLE.
MADE BETTER.**